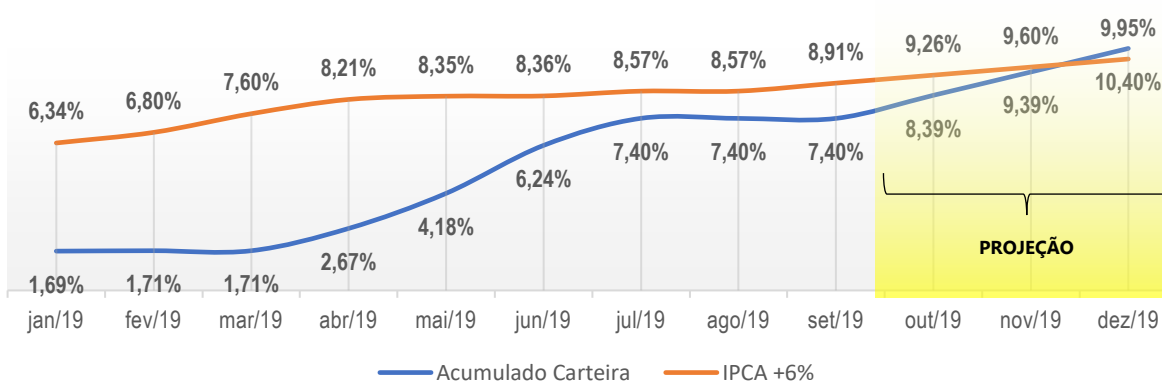


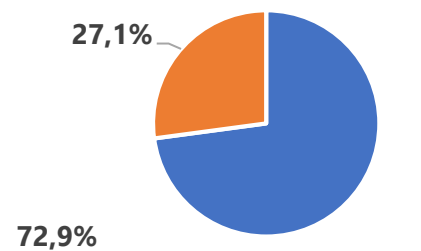
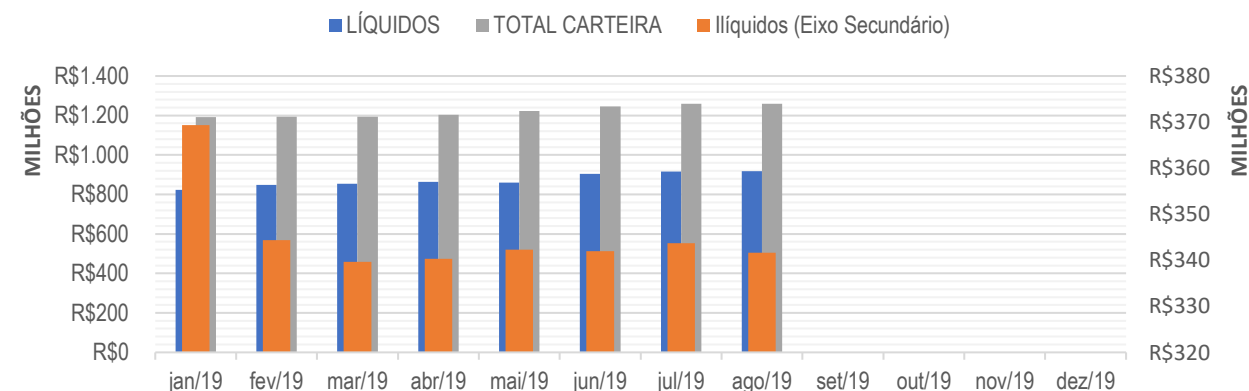
	LÍQUIDOS	RENTAB. LÍQUIDOS (1)	%	ILÍQUIDOS	ILÍQUIDOS (2)	PDD (3)	APORTE (4)	TOTAL (1+2+3+4)	TOTAL CARTEIRA	% CARTEIRA	ACUM. %	IPCA	IPCA + 6%	CDI
dez/18	R\$ 798.666.228,58			R\$ 374.237.796,95					R\$ 1.172.904.025,52					
jan/19	R\$ 823.377.120,92	R\$21.794.974,59	↑ 2,73%	R\$ 369.344.058,96	R\$3.462.115,54	-R\$8.040.745,69	R\$2.600.809,92	R\$19.817.154,36	R\$ 1.192.721.179,88	↑ 1,69%	↑ 1,69%	0,32%	6,34%	0,54%
fev/19	R\$ 848.613.904,11	R\$ 766.125,83	↑ 0,09%	R\$ 344.328.339,70	R\$ 1.015.387,72	-R\$ 5.070.228,83	R\$ 3.509.779,24	R\$ 221.063,96	R\$ 1.192.942.243,84	→ 0,02%	↑ 1,71%	0,43%	6,80%	0,49%
mar/19	R\$ 853.238.811,68	R\$ 3.584.727,00	↑ 0,42%	R\$ 339.689.074,64	-R\$ 2.507.036,33	-R\$ 2.132.228,73	R\$ 1.040.180,54	-R\$ 14.357,52	R\$ 1.192.927.886,32	→ 0,00%	↑ 1,71%	0,75%	7,60%	0,47%
abr/19	R\$ 863.888.671,60	R\$ 8.784.474,16	↑ 1,03%	R\$ 340.287.546,84	R\$ 579.252,35	R\$ 19.219,85	R\$ 1.865.385,76	R\$ 11.248.332,12	R\$ 1.204.176.218,44	↑ 0,94%	↑ 2,67%	0,57%	8,21%	0,52%
mai/19	R\$ 859.618.107,81	R\$ 13.621.685,76	↑ 1,58%	R\$ 342.334.136,75	R\$ 2.470.004,56	R\$ 0,00	R\$ 1.607.313,21	R\$ 17.699.003,53	R\$ 1.221.875.221,97	↑ 1,47%	↑ 4,18%	0,13%	8,35%	0,54%
jun/19	R\$ 904.079.687,89	R\$ 22.360.109,46	↑ 2,60%	R\$ 341.965.352,90	-R\$ 281.517,49	-R\$ 646.040,38	R\$ 2.737.267,23	R\$ 24.169.818,82	R\$ 1.246.045.040,79	↑ 1,98%	↑ 6,24%	0,01%	8,36%	0,47%
jul/19	R\$ 916.039.050,13	R\$ 9.155.194,89	↑ 1,01%	R\$ 343.664.016,18	-R\$ 240.291,28	R\$ 2.026.806,43	R\$ 2.716.315,48	R\$ 13.658.025,52	R\$ 1.259.703.066,31	↑ 1,10%	↑ 7,40%	0,19%	8,57%	0,57%
ago/19	R\$ 918.004.239,35	-R\$ 985.409,91	→ -0,11%	R\$ 341.658.289,19	-R\$ 1.139.787,80	R\$ 0,00	R\$ 2.084.659,94	-R\$ 40.537,77	R\$ 1.259.662.528,54	→ 0,00%	↑ 7,40%	0,00%	8,69%	0,46%
set/19														
out/19														
nov/19														
dez/19														
TOTAL	R\$ 918.004.239,35	R\$79.081.881,78	↑ 9,90%	R\$ 341.658.289,19	R\$3.358.127,27	-R\$13.843.217,35	R\$18.161.711,32	R\$86.758.503,02	R\$ 1.259.662.528,54	↑ 7,40%		2,53%	8,69%	4,17%
MÉDIA	-	R\$ 39.540.940,89	-	-	-	-R\$ 6.921.608,68	R\$ 9.080.855,66	R\$ 41.700.187,88	-			-	-	-
PROJEÇÃO* 2019	R\$ 957.545.180,24	R\$ 118.622.822,67	14,85%	R\$ 341.658.289,19		-R\$20.764.826,03	R\$ 27.242.566,98	R\$ 128.458.690,90	R\$ 1.301.362.716,42				9,95%	
% DEZ/2018		14,85%									10,95%			
Meta Atuarial		149,3%	114,0%							110,1%	85,1%			

* Projeção baseada na média

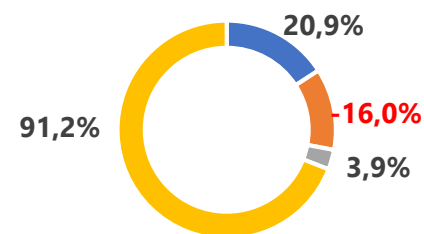
Meta Atuarial - Carteira Bruta



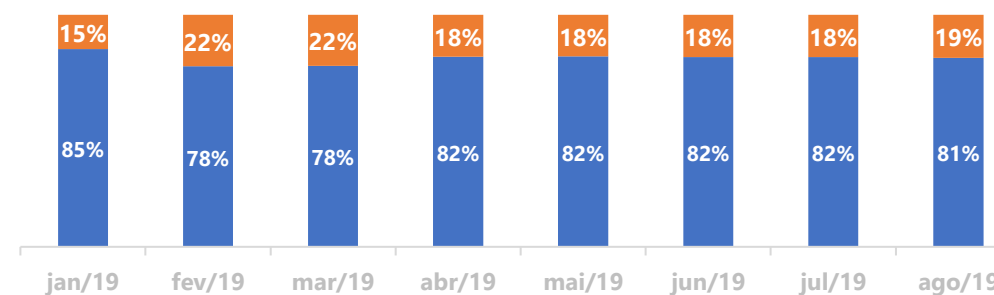
Líquidos, Ilíquidos e Total



■ Líquidos ■ Ilíquidos



■ APORTES ■ PDD ■ ILÍQUIDOS ■ LÍQUIDOS



■ RENDA FIXA ■ RENDA VARIÁVEL