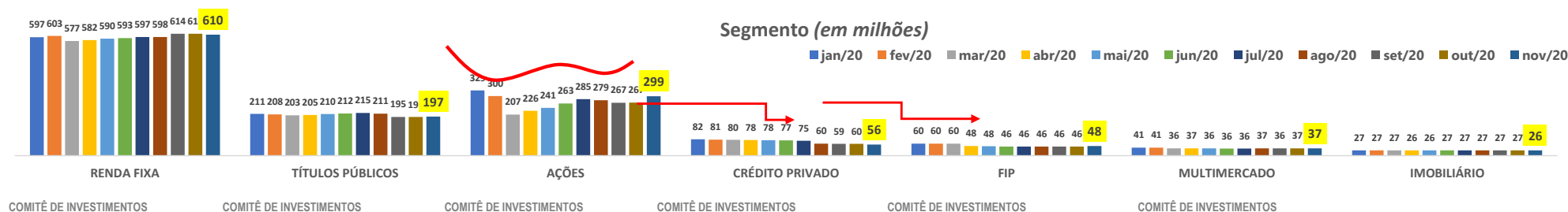
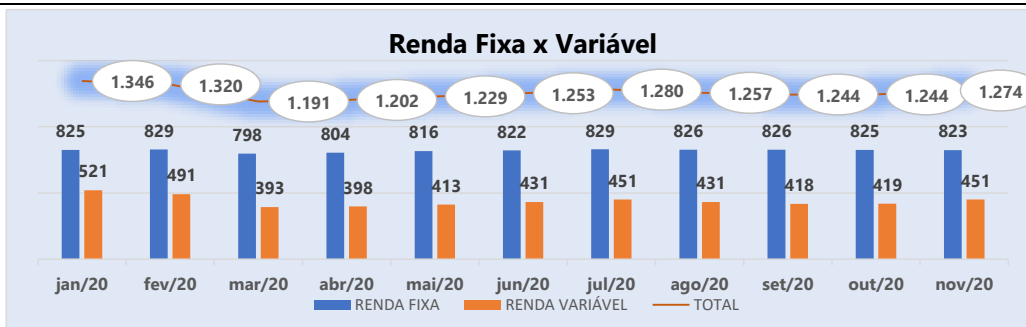
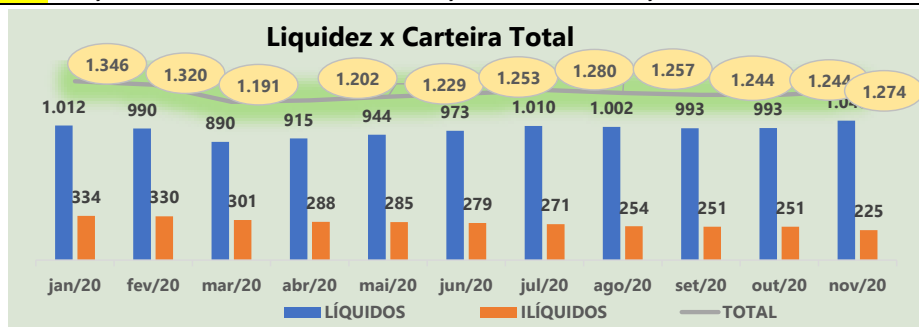




RELATÓRIO FOCUS PAULIPREV - 2020

	LÍQUIDOS	RENTAB. LÍQUIDOS (1)	Δ% LÍQUIDOS	ILÍQUIDOS	Δ ILÍQUIDOS (2)	PDD (3)	APORTE (4)	TOTAL (1+2+3+4)	TOTAL CARTEIRA	% CARTEIRA	ACUM. %	IPCA	IPCA + 5,87%
dez/19	R\$ 1.006.349.011,99			R\$ 335.762.481,03					R\$ 1.342.111.493,02				
jan/20	R\$ 1.012.003.714,12	R\$ 2.244.518,48 ↗	0,22%	R\$ 333.603.276,77	R\$ -274.543,46	-	R\$ 1.525.522,85	R\$ 3.495.497,87	R\$ 1.345.606.990,89 ↗	0,26% ↗	0,26%	0,21%	0,70%
fev/20	R\$ 989.999.785,73	R\$ -28.862.698,52 ↓	-2,85%	R\$ 329.991.112,29	R\$ -2.442.333,44	-	R\$ 5.688.939,09	R\$ -25.616.092,87	R\$ 1.319.990.898,02 ↓	-1,90% ↓	-1,65%	0,25%	1,44%
mar/20	R\$ 889.989.602,45	R\$ -100.474.427,57 ↓	-10,15%	R\$ 300.831.334,87	R\$ -6.289.837,91	-	R\$ 377.440,97	R\$ -129.169.960,70	R\$ 1.190.820.937,32 ↓	-9,79% ↓	-11,27%	0,07%	2,01%
abr/20	R\$ 914.888.382,44	R\$ 23.879.464,90 ↗	2,68%	R\$ 287.582.234,93	R\$ -1.270.766,99	-	R\$ 1.019.315,09	R\$ 11.649.680,05	R\$ 1.202.470.617,37 ↗	0,98% ↗	-10,40%	-0,31%	2,18%
mai/20	R\$ 943.893.825,35	R\$ 25.211.732,37 ↗	2,76%	R\$ 285.485.700,47	R\$ -617.929,40	-	R\$ 2.315.105,48	R\$ 26.908.908,45	R\$ 1.229.379.525,82 ↗	2,24% ↗	-8,40%	-0,38%	2,29%
jun/20	R\$ 973.465.723,99	R\$ 27.679.087,82 ↗	2,93%	R\$ 279.403.520,97	R\$ -3.600.521,19	-	R\$ 1.892.810,82	R\$ 23.489.719,14	R\$ 1.252.869.244,96 ↗	1,91% ↗	-6,65%	0,26%	3,05%
jul/20	R\$ 1.009.502.832,36	R\$ 30.400.065,27 ↗	3,12%	R\$ 270.897.051,82	R\$ -826.789,16	-	R\$ -1.916.942,56	R\$ 27.530.639,22	R\$ 1.280.399.884,18 ↗	2,20% ↗	-4,60%	0,36%	3,93%
ago/20	R\$ 1.002.292.271,53	R\$ -12.549.333,79 ↓	-1,24%	R\$ 254.281.170,83	R\$ -2.374.993,31	-	R\$ 5.338.772,96	R\$ -23.826.316,41	R\$ 1.256.573.567,77 ↓	-1,86% ↓	-6,37%	0,24%	4,69%
set/20	R\$ 992.551.449,95	R\$ -15.827.603,25 ↓	-1,58%	R\$ 251.038.861,78	R\$ -1.488.985,34	-	R\$ 4.387.332,49	R\$ -12.929.256,10	R\$ 1.243.644.311,67 ↓	-1,03% ↓	-7,34%	0,64%	5,87%
out/20	R\$ 993.427.835,77	R\$ -154.397,87 ↓	-0,02%	R\$ 250.908.946,93	R\$ 519.546,02	-	R\$ 327.322,88	R\$ 692.471,03	R\$ 1.244.336.782,70 ↗	0,06% ↗	-7,29%	0,86%	7,30%
nov/20	R\$ 1.048.608.420,54	R\$ 37.717.331,52 ↗	3,80%	R\$ 224.943.557,47	R\$ 2.164.708,93	-	R\$ 3.380.382,04	R\$ 29.215.195,31	R\$ 1.273.551.978,01 ↗	2,35% ↗	-5,11%	0,89%	8,66%
TOTAL	R\$ 1.048.608.420,54	-R\$10.736.260,64 ↓	-1,07%	R\$ 224.943.557,47	-R\$16.502.445,25	-65.656.811,23	R\$ 24.336.002,11	-R\$68.559.515,01	R\$ 1.273.551.978,01 ↓	-5,11%			8,66%

PROJEÇÃO SUSPENSA - DADOS ATUAIS NÃO PERMITEM PROJEÇÃO COM RAZOÁVEL SEGURANÇA

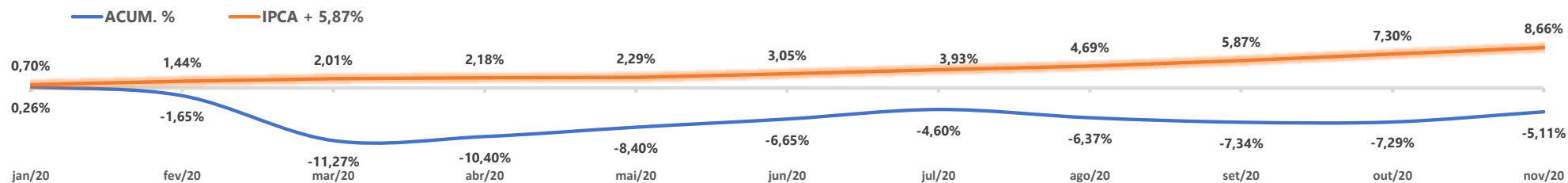
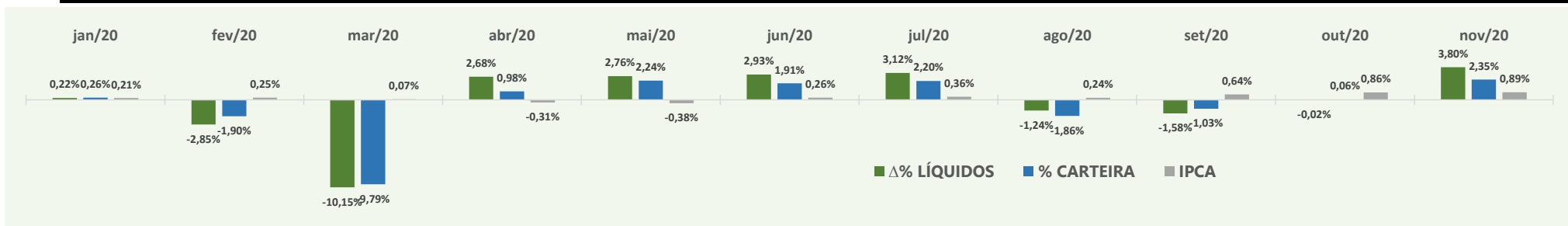


PATRIMÔNIO QUALITATIVO

LIQUIDEZ	jan/20	fev/20	mar/20	abr/20	mai/20	jun/20	jul/20	ago/20	set/20	out/20	nov/20	ACUMULADO 2020
LÍQUIDOS	0,56%	-2,17%	-10,10%	2,80%	3,17%	3,13%	3,70%	-0,71%	-0,97%	0,09%	5,55%	4,20%
ILÍQUIDOS	-0,64%	-1,08%	-8,84%	-4,40%	-0,73%	-2,13%	-3,04%	-6,13%	-1,28%	-0,05%	-10,35%	-33,01%
TOTAL	0,26%	-1,90%	-9,79%	0,98%	2,24%	1,91%	2,20%	-1,86%	-1,03%	0,06%	2,35%	-5,11%

TIPO	jan/20	fev/20	mar/20	abr/20	mai/20	jun/20	jul/20	ago/20	set/20	out/20	nov/20	2020
RENDA FIXA	-4,80%	0,51%	-3,74%	0,81%	1,50%	0,66%	0,94%	-0,45%	0,00%	-0,06%	-0,27%	-4,98%
RENDA VARIÁVEL	9,46%	-5,72%	-19,98%	1,31%	3,72%	4,38%	4,59%	-4,46%	-3,02%	0,29%	7,51%	-5,35%
TOTAL	0,26%	-1,65%	-11,27%	-10,40%	-8,40%	-6,65%	-4,60%	-6,37%	-7,34%	0,06%	0	-5,11%

SUBTIPO	jan/20	fev/20	mar/20	abr/20	mai/20	jun/20	jul/20	ago/20	set/20	out/20	nov/20	2020
RENDA FIXA	-6,61%	1,15%	-4,33%	0,88%	1,25%	0,48%	0,84%	0,06%	2,70%	-0,02%	-0,69%	-4,57%
TÍTULOS PÚBLICOS	0,76%	-1,23%	-2,29%	0,69%	2,37%	1,17%	1,53%	-1,89%	-7,62%	-0,17%	1,05%	-5,86%
AÇÕES	16,39%	-8,68%	-30,96%	8,93%	6,76%	9,05%	8,31%	-2,03%	-4,30%	0,14%	12,07%	6,04%
CRÉDITO PRIVADO	-2,52%	-1,90%	-1,26%	-1,43%	-0,45%	-1,04%	-2,87%	-19,88%	-1,53%	0,54%	-5,61%	-33,33%
FIP	-0,05%	-0,05%	-0,06%	-19,95%	-0,07%	-5,18%	-0,09%	-0,01%	-0,07%	-0,08%	5,90%	-20,01%
MULTIMERCADO	0,04%	0,51%	-10,64%	0,27%	-0,16%	-1,44%	-0,17%	1,74%	-0,27%	1,59%	-0,38%	-9,12%
IMOBILIÁRIO	-0,09%	0,08%	-0,02%	-1,07%	-0,01%	0,97%	-0,60%	-0,06%	0,01%	-0,19%	-0,08%	-1,07%
TOTAL	0,26%	-1,65%	-11,27%	-10,40%	-8,40%	-6,65%	-4,60%	-6,37%	-7,34%	0,06%	0	-5,11%



COMITÊ DE INVESTIMENTOS COMITÊ DE INVESTIMENTOS COMITÊ DE INVESTIMENTOS COMITÊ DE INVESTIMENTOS COMITÊ DE INVESTIMENTOS COMITÊ DE INVESTIMENTOS