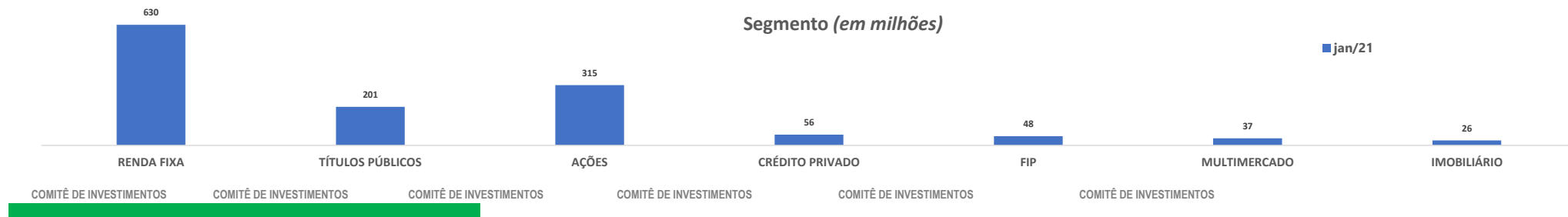
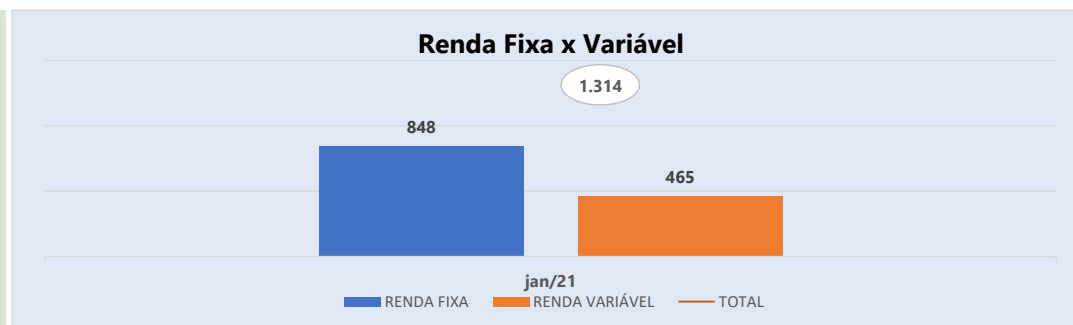
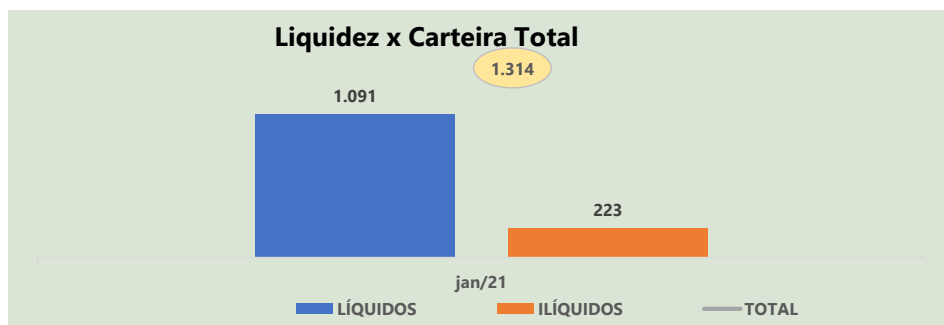




RELATÓRIO FOCUS PAULIPREV - 2021

	LÍQUIDOS	RENTAB. LÍQUIDOS (1)	Δ% LÍQUIDOS	ILÍQUIDOS	Δ ILÍQUIDOS (2)	PDD (3)	APORTE (4)	TOTAL (1+2+3+4)	TOTAL CARTEIRA	% CARTEIRA	ACUM. %	IPCA	IPCA + 5,87%
dez/20	R\$ 1.096.974.181,49			R\$ 225.462.690,01					R\$ 1.322.436.871,50				
jan/21	R\$ 1.090.510.385,24	R\$ -8.773.835	↓ -0,80%	R\$ 223.275.848,97	R\$ -392.311,72	R\$ -248.453,94	R\$ 763.963,56	R\$ -8.650.637,29	R\$ 1.313.786.234,21	↓ -0,65%	↓ -0,65%	0,25%	0,73%
fev/21													
mar/21													
abr/21													
mai/21													
jun/21													
jul/21													
ago/21													
set/21													
out/21													
nov/21													
dez/21													
TOTAL	R\$ 1.090.510.385,24	-R\$ 8.773.835,19	↓ -0,80%	R\$ 223.275.848,97	-R\$392.311,72	R\$ -248.453,94	R\$ 763.963,56	-R\$8.650.637,29	R\$ 1.313.786.234,21	↓ -0,65%			0,73%



PATRIMÔNIO QUALITATIVO

LIQUIDEZ	jan/21	2021
LÍQUIDOS	→ -0,59%	→ -0,59%
ILÍQUIDOS	→ -0,97%	→ -0,97%
TOTAL	→ -0,65%	→ -0,65%

TIPO	jan/21	2021
RENDA FIXA	→ -0,04%	→ -0,04%
RENDA VARIÁVEL	↓ -1,76%	↓ -1,76%
TOTAL	→ -0,65%	→ -0,65%

SUBTIPO	jan/21	2021
RENDA FIXA	→ 0,02%	→ 0,02%
TÍTULOS PÚBLIC	→ -0,09%	→ -0,09%
AÇÕES	↓ -2,48%	↓ -2,48%
CRÉDITO PRIVAD	→ -0,93%	→ -0,93%
FIP	→ 0,15%	→ 0,15%
MULTIMERCADO	→ -0,04%	→ -0,04%
IMOBILIÁRIO	→ -0,30%	→ -0,30%
TOTAL	→ -0,65%	→ -0,65%

