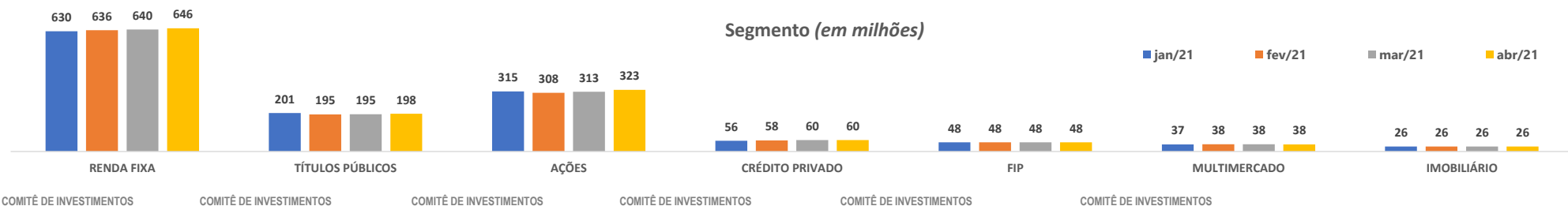
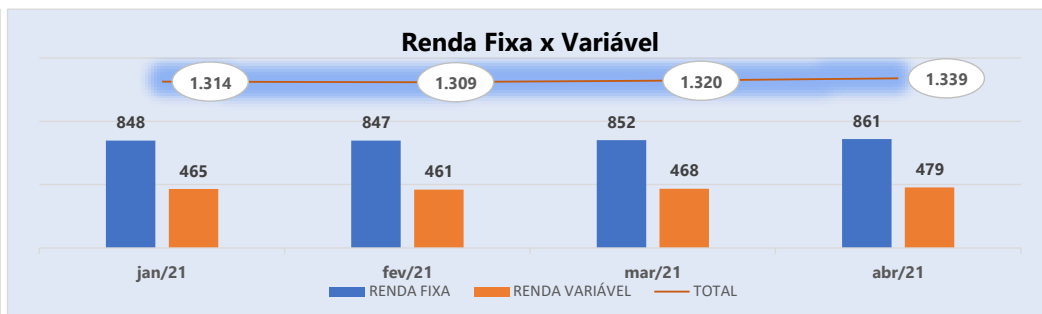
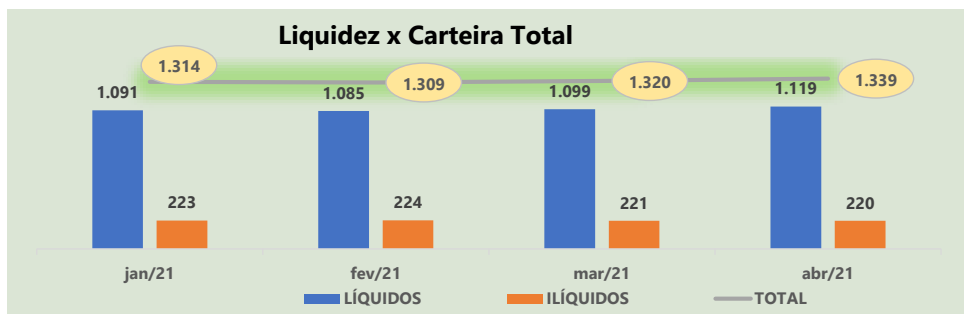




RELATÓRIO FOCUS PAULIPREV - 2021

| | LÍQUIDOS | RENTAB. LÍQUIDOS (1) | Δ% LÍQUIDOS | ILÍQUIDOS | Δ ILÍQUIDOS (2) | PDD (3) | APORTE (4) | TOTAL (1+2+3+4) | TOTAL CARTEIRA | % CARTEIRA | ACUM. % | IPCA | IPCA + 5,87% |
|--------------|----------------------|----------------------|-------------|--------------------|--------------------|-------------------|-------------------|-------------------|------------------------|------------|---------|-------|--------------|
| dez/20 | R\$ 1.096.974.181,49 | | | R\$ 225.462.690,01 | | | | | R\$ 1.322.436.871,50 | | | | |
| jan/21 | R\$ 1.090.510.385,24 | R\$ -8.773.835,19 ↓ | -0,80% | R\$ 223.275.848,97 | R\$ -392.311,72 ↓ | R\$ -248.453,94 ↓ | R\$ 763.963,56 | R\$ -8.650.637,29 | R\$ 1.313.786.234,21 ↓ | -0,65% ↓ | -0,65% | 0,25% | 0,73% |
| fev/21 | R\$ 1.084.729.567,25 | R\$ -16.423.959,66 ↓ | -1,51% | R\$ 223.861.752,15 | R\$ 3.241.748,15 | R\$ - | R\$ 7.987.296,60 | R\$ -5.194.914,81 | R\$ 1.308.591.319,40 ↓ | -0,40% ↓ | -1,05% | 0,86% | 2,08% |
| mar/21 | R\$ 1.098.806.755,58 | R\$ 5.918.001,61 → | 0,55% | R\$ 221.398.095,09 | R\$ 2.957.453,87 | R\$ - | R\$ 2.738.075,79 | R\$ 11.613.531,27 | R\$ 1.320.204.850,67 → | 0,89% ↓ | -0,17% | 0,93% | 3,52% |
| abr/21 | R\$ 1.118.754.022,41 | R\$ 16.261.220,63 ↑ | 1,48% | R\$ 220.454.665,39 | R\$ -400.249,68 ↓ | R\$ - | R\$ 3.142.866,18 | R\$ 19.003.837,13 | R\$ 1.339.208.687,80 ↑ | 1,44% ↑ | 1,27% | 0,31% | 4,33% |
| mai/21 | | | | | | | | | | | | | |
| jun/21 | | | | | | | | | | | | | |
| jul/21 | | | | | | | | | | | | | |
| ago/21 | | | | | | | | | | | | | |
| set/21 | | | | | | | | | | | | | |
| out/21 | | | | | | | | | | | | | |
| nov/21 | | | | | | | | | | | | | |
| dez/21 | | | | | | | | | | | | | |
| TOTAL | R\$ 1.118.754.022,41 | -R\$ 3.018.572,51 ↓ | -0,28% | R\$ 220.454.665,39 | R\$ 5.406.640,62 ↓ | R\$ -248.453,94 ↓ | R\$ 14.632.202,13 | R\$ 16.771.816,30 | R\$ 1.339.208.687,80 ↑ | 1,27% | | | 4,33% |



COMITÊ DE INVESTIMENTOS

COMITÊ DE INVESTIMENTOS

COMITÊ DE INVESTIMENTOS

COMITÊ DE INVESTIMENTOS

COMITÊ DE INVESTIMENTOS

COMITÊ DE INVESTIMENTOS

PATRIMÔNIO QUALITATIVO

| LIQUIDEZ | jan/21 | fev/21 | mar/21 | abr/21 | ACUMULADO 2021 |
|--------------|-----------------|-----------------|----------------|----------------|----------------|
| LÍQUIDOS | → -0,59% | → -0,53% | ↑ 1,30% | ↑ 1,82% | ↑ 1,99% |
| ILÍQUIDOS | → -0,97% | → 0,26% | ↓ -1,10% | → -0,43% | ↓ -2,22% |
| TOTAL | → -0,65% | → -0,40% | → 0,89% | ↑ 1,44% | ↑ 1,27% |

| TIPO | jan/21 | fev/21 | mar/21 | abr/21 | 2021 |
|----------------|-----------------|-----------------|----------------|----------------|-----------------|
| RENDA FIXA | → -0,04% | → -0,14% | → 0,55% | ↑ 1,02% | ↑ 1,41% |
| RENDA VARIÁVEL | ↓ -1,76% | → -0,87% | ↑ 1,50% | ↑ 2,19% | ↑ 1,02% |
| TOTAL | → -0,65% | → -0,40% | → 0,89% | ↑ 1,44% | → -0,17% |

| SUBTIPO | jan/21 | fev/21 | mar/21 | abr/21 | 2020 |
|----------------|-----------------|-----------------|----------------|----------------|----------------|
| RENDA FIXA | → 0,02% | → 0,87% | → 0,69% | → 0,95% | ↑ 2,55% |
| TÍTULOS PÚBLIC | → -0,09% | ↓ -3,28% | → 0,16% | ↑ 1,36% | ↓ -1,90% |
| AÇÕES | ↓ -2,48% | ↓ -2,26% | ↑ 1,69% | ↑ 3,39% | → 0,20% |
| CRÉDITO PRIVAD | → -0,93% | ↑ 3,82% | ↑ 3,14% | → -0,14% | ↑ 5,93% |
| FIP | → 0,15% | → -0,03% | → -0,07% | → -0,06% | → -0,01% |
| MULTIMERCADO | → -0,04% | ↑ 2,57% | → -0,22% | → -0,47% | ↑ 1,83% |
| IMOBILIÁRIO | → -0,30% | → -0,05% | → -0,01% | → -0,20% | → -0,56% |
| TOTAL | → -0,65% | → -0,40% | → 0,89% | ↑ 1,44% | ↑ 1,27% |

