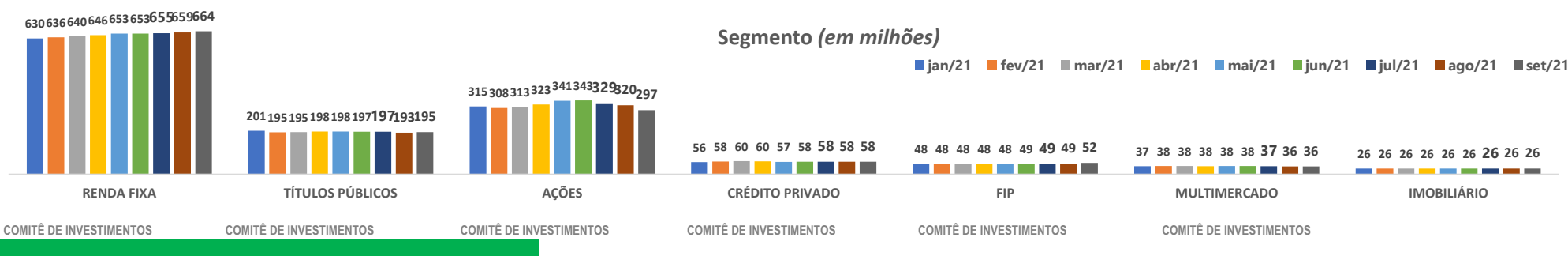
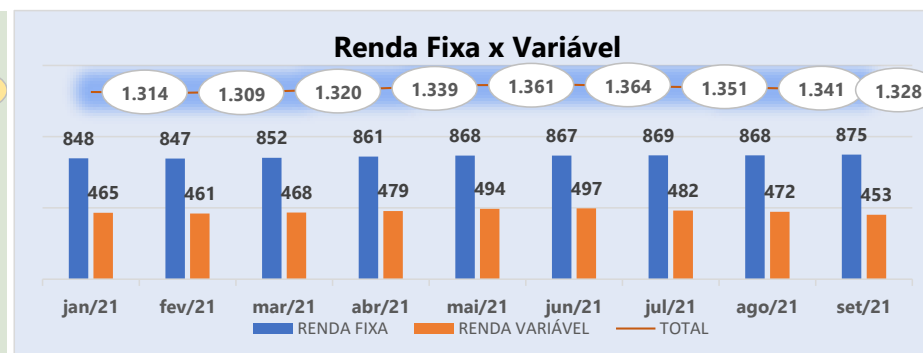
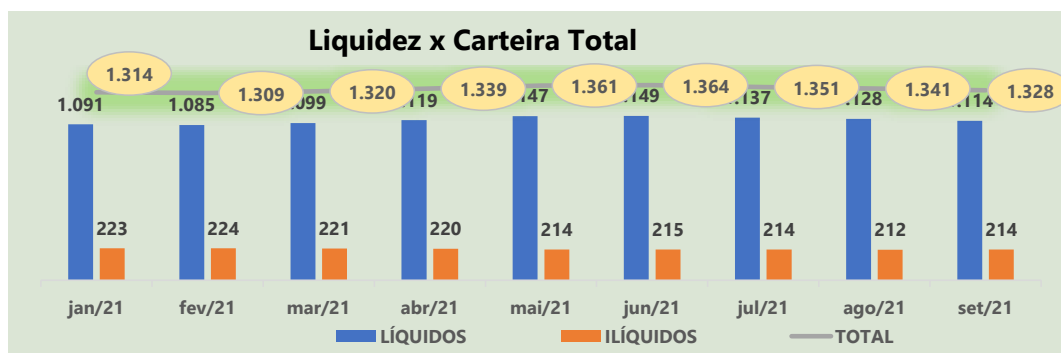


	LÍQUIDOS	RENTAB. LÍQUIDOS (1)	Δ% LÍQUIDOS	ILÍQUIDOS	Δ ILÍQUIDOS (2)	PDD (3)	APORTE (4)	TOTAL (1+2+3+4)	TOTAL CARTEIRA	% CARTEIRA	ACUM. %	IPCA	IPCA + 5,87%
dez/20	R\$ 1.096.974.181,49			R\$ 225.462.690,01					R\$ 1.322.436.871,50				
jan/21	R\$ 1.090.510.385,24	R\$ -8.773.835,19 ↓	-0,80%	R\$ 223.275.848,97	R\$ -392.311,72	R\$ -248.453,94	R\$ 763.963,56	R\$ -8.650.637,29	R\$ 1.313.786.234,21 ↓	-0,65% ↓	-0,65%	0,25%	0,73%
fev/21	R\$ 1.084.729.567,25	R\$ -16.423.959,56 ↓	-1,51%	R\$ 223.861.752,15	R\$ 3.241.748,15	R\$ -	R\$ 7.987.296,60	R\$ -5.194.914,81	R\$ 1.308.591.319,40 ↓	-0,40% ↓	-1,05%	0,86%	2,08%
mar/21	R\$ 1.098.806.755,58	R\$ 5.918.001,61 ⇒	0,55%	R\$ 221.398.095,09	R\$ 2.957.453,87	R\$ -	R\$ 2.738.075,79	R\$ 11.613.531,27	R\$ 1.320.204.850,67 ⇒	0,89% ↓	-0,17%	0,93%	3,52%
abr/21	R\$ 1.118.754.022,41	R\$ 16.261.220,63 ↑	1,48%	R\$ 220.454.665,39	R\$ -400.249,68	R\$ -	R\$ 3.142.866,18	R\$ 19.003.837,13	R\$ 1.339.208.687,80 ↑	1,44% ↑	1,27%	0,31%	4,33%
mai/21	R\$ 1.147.103.924,74	R\$ 19.944.311,84 ↑	1,78%	R\$ 214.195.282,60	R\$ -2.729.418,84	R\$ -	R\$ 4.875.626,54	R\$ 22.090.519,54	R\$ 1.361.299.207,34 ↑	1,65% ↑	2,94%	0,83%	5,70%
jun/21	R\$ 1.148.789.650,72	R\$ 1.856.027,87 ⇒	0,16%	R\$ 215.104.580,77	R\$ 31.766,21	R\$ 1.468.973,98	R\$ -761.743,91	R\$ 2.595.024,15	R\$ 1.363.894.231,49 ⇒	0,19% ↑	3,13%	0,53%	6,77%
jul/21	R\$ 1.136.668.275,73	R\$ -15.975.361,19 ↓	-1,39%	R\$ 214.010.316,17	R\$ -571.349,55	R\$ 198.123,19	R\$ 3.132.947,96	R\$ -13.215.639,59	R\$ 1.350.678.591,90 ↓	-0,97% ↑	2,14%	0,96%	8,31%
ago/21	R\$ 1.128.411.357,92	R\$ -17.122.005,72 ↓	-1,51%	R\$ 212.302.893,13	R\$ -1.507.028,86	R\$ -	R\$ 8.664.693,73	R\$ -9.964.340,85	R\$ 1.340.714.251,05 ↓	-0,74% ↑	1,38%	0,87%	9,25%
set/21	R\$ 1.113.921.859,36	R\$ -18.505.804,20 ↓	-1,64%	R\$ 214.185.852,39	R\$ 1.887.927,04	R\$ -	R\$ 4.011.337,86	R\$ -12.606.539,30	R\$ 1.328.107.711,75 ↓	-0,94% ⇒	0,43%	1,16%	11,57%
TOTAL	R\$ 1.113.921.859,36	-R\$ 32.821.403,91 ↓	-2,99%	R\$ 214.185.852,39	R\$ 2.518.536,62	R\$ 1.418.643,23	R\$ 34.555.064,31	R\$ 5.670.840,25	R\$ 1.328.107.711,75	0,43%			11,57%



COMITÊ DE INVESTIMENTOS

COMITÊ DE INVESTIMENTOS

COMITÊ DE INVESTIMENTOS

COMITÊ DE INVESTIMENTOS

COMITÊ DE INVESTIMENTOS

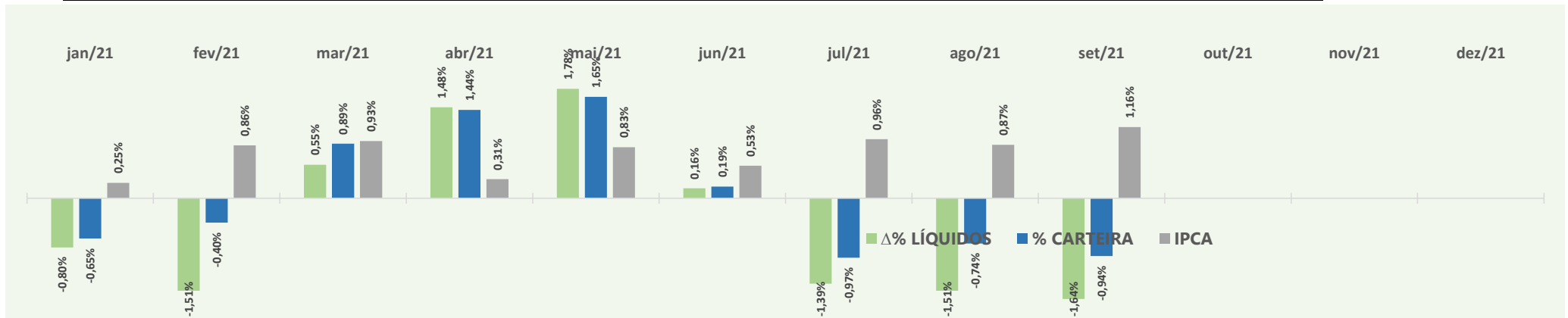
COMITÊ DE INVESTIMENTOS

PATRIMÔNIO QUALITATIVO

LIQUIDEZ	jan/21	fev/21	mar/21	abr/21	mai/21	jun/21	jul/21	ago/21	set/21	ACUMULADO 2021
LÍQUIDOS	→ -0,59%	→ -0,53%	↑ 1,30%	↑ 1,82%	↑ 2,53%	→ 0,15%	↓ -1,06%	→ -0,73%	↓ -1,28%	↑ 1,54%
ILÍQUIDOS	→ -0,97%	→ 0,26%	↓ -1,10%	→ -0,43%	↓ -2,84%	→ 0,42%	→ -0,51%	→ -0,80%	→ 0,89%	↓ -5,00%
TOTAL	→ -0,65%	→ -0,40%	→ 0,89%	↑ 1,44%	↑ 1,65%	→ 0,19%	→ -0,97%	→ -0,74%	→ -0,94%	→ 0,43%

TIPO	jan/21	fev/21	mar/21	abr/21	mai/21	jun/21	jul/21	ago/21	set/21	2021
RENDA FIXA	→ -0,04%	→ -0,14%	→ 0,55%	↑ 1,02%	→ 0,83%	→ -0,09%	→ 0,18%	→ -0,01%	→ 0,76%	↑ 3,11%
RENDA VARIÁVEL	↓ -1,76%	→ -0,87%	↑ 1,50%	↑ 2,19%	↑ 3,12%	→ 0,68%	↓ -2,98%	↓ -2,05%	↓ -4,06%	↓ -4,38%
TOTAL	→ -0,65%	→ -0,40%	→ 0,89%	↑ 1,44%	↑ 1,65%	→ 0,19%	→ -0,97%	→ -0,74%	→ -0,94%	→ 0,43%

SUBTIPO	jan/21	fev/21	mar/21	abr/21	mai/21	jun/21	jul/21	ago/21	set/21	2021
RENDA FIXA	→ 0,02%	→ 0,87%	→ 0,69%	→ 0,95%	↑ 1,06%	→ -0,03%	→ 0,27%	→ 0,65%	→ 0,70%	↑ 5,30%
TÍTULOS PÚBLICOS	→ -0,09%	↓ -3,28%	→ 0,16%	↑ 1,36%	→ 0,15%	→ -0,26%	→ -0,09%	↓ -2,19%	↑ 1,03%	↓ -3,26%
AÇÕES	↓ -2,48%	↓ -2,26%	↑ 1,69%	↑ 3,39%	↑ 5,48%	→ 0,48%	↓ -4,04%	↓ -2,72%	↓ -7,06%	↓ -7,87%
CRÉDITO PRIVADO	→ -0,93%	↑ 3,82%	↑ 3,14%	→ -0,14%	↓ -4,95%	↑ 1,40%	→ -0,34%	→ -0,05%	→ -0,29%	↑ 1,40%
FIP	→ 0,15%	→ -0,03%	→ -0,07%	→ -0,06%	→ -0,06%	↑ 1,41%	→ -0,08%	→ 0,55%	↑ 7,03%	↑ 8,98%
MULTIMERCADO	→ -0,04%	↑ 2,57%	→ -0,22%	→ -0,47%	→ 0,57%	→ 0,16%	↓ -2,07%	↓ -3,31%	→ 0,35%	↓ -2,53%
IMOBILIÁRIO	→ -0,30%	→ -0,05%	→ -0,01%	→ -0,20%	→ 0,00%	→ 0,64%	→ 0,22%	→ -0,06%	→ -0,01%	→ 0,24%
TOTAL	→ -0,65%	→ -0,40%	→ 0,89%	↑ 1,44%	↑ 1,65%	→ 0,19%	→ -0,97%	→ -0,74%	→ -0,94%	→ 0,43%



■ ACUM. % ■ IPCA + 5,87%

