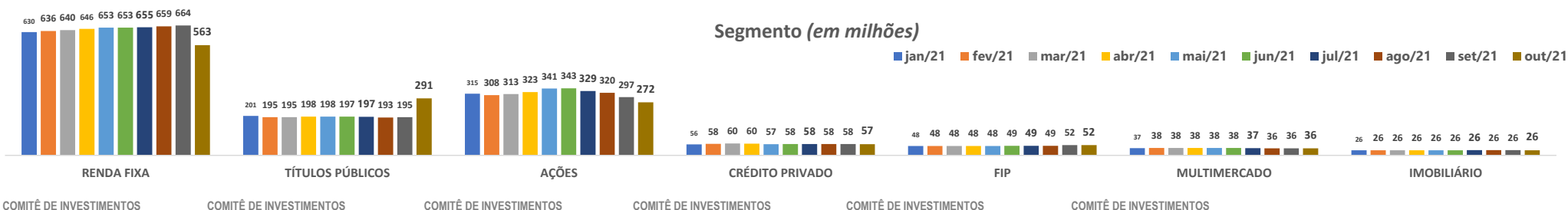
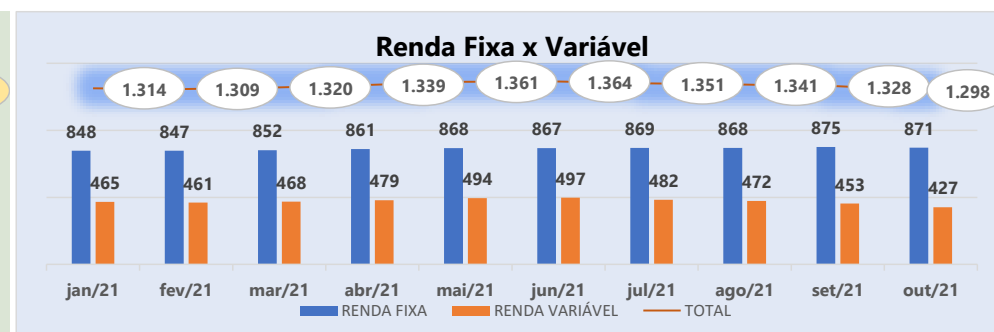
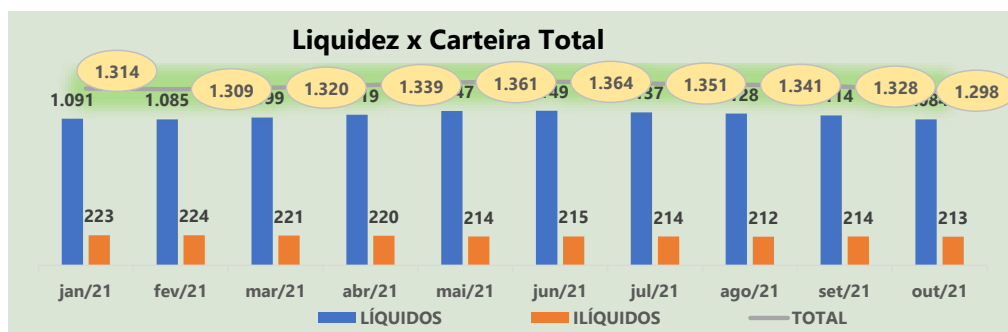


| | LÍQUIDOS | RENTAB. LÍQUIDOS (1) | Δ% LÍQUIDOS | ILÍQUIDOS | Δ ILÍQUIDOS (2) | PDD (3) | APORTE (4) | TOTAL (1+2+3+4) | TOTAL CARTEIRA | % CARTEIRA | ACUM. % | IPCA | IPCA + 5,43% |
|--------------|----------------------|----------------------|-------------|--------------------|-------------------|------------------|-------------------|--------------------|----------------------|------------|----------|-------|--------------|
| dez/20 | R\$ 1.096.974.181,49 | | | R\$ 225.462.690,01 | | | | | R\$ 1.322.436.871,50 | | | | |
| jan/21 | R\$ 1.090.510.385,24 | R\$ -8.773.835,19 | ↓ -0,80% | R\$ 223.275.848,97 | R\$ -392.311,72 | R\$ -248.453,94 | R\$ 763.963,56 | R\$ -8.650.637,29 | R\$ 1.313.786.234,21 | ↓ -0,65% | ↓ -0,65% | 0,25% | 0,73% |
| fev/21 | R\$ 1.084.729.567,25 | R\$ -16.423.959,56 | ↓ -1,51% | R\$ 223.861.752,15 | R\$ 3.241.748,15 | R\$ - | R\$ 7.987.296,60 | R\$ -5.194.914,81 | R\$ 1.308.591.319,40 | ↓ -0,40% | ↓ -1,05% | 0,86% | 2,08% |
| mar/21 | R\$ 1.098.806.755,58 | R\$ 5.918.001,61 | ⇒ 0,55% | R\$ 221.398.095,09 | R\$ 2.957.453,87 | R\$ - | R\$ 2.738.075,79 | R\$ 11.613.531,27 | R\$ 1.320.204.850,67 | ⇒ 0,89% | ⇒ -0,17% | 0,93% | 3,52% |
| abr/21 | R\$ 1.118.754.022,41 | R\$ 16.261.220,63 | ↑ 1,48% | R\$ 220.454.665,39 | R\$ -400.249,68 | R\$ - | R\$ 3.142.866,18 | R\$ 19.003.837,13 | R\$ 1.339.208.687,80 | ↑ 1,44% | ↑ 1,27% | 0,31% | 4,33% |
| mai/21 | R\$ 1.147.103.924,74 | R\$ 19.944.311,84 | ↑ 1,78% | R\$ 214.195.282,60 | R\$ -2.729.418,84 | R\$ - | R\$ 4.875.626,54 | R\$ 22.090.519,54 | R\$ 1.361.299.207,34 | ↑ 1,65% | ↑ 2,94% | 0,83% | 5,70% |
| jun/21 | R\$ 1.148.789.650,72 | R\$ 1.856.027,87 | ⇒ 0,16% | R\$ 215.104.580,77 | R\$ 31.766,21 | R\$ 1.468.973,98 | R\$ -761.743,91 | R\$ 2.595.024,15 | R\$ 1.363.894.231,49 | ⇒ 0,19% | ⇒ 3,13% | 0,53% | 6,77% |
| jul/21 | R\$ 1.136.668.275,73 | R\$ -15.975.361,19 | ↓ -1,39% | R\$ 214.010.316,17 | R\$ -571.349,55 | R\$ 198.123,19 | R\$ 3.132.947,96 | R\$ -13.215.639,59 | R\$ 1.350.678.591,90 | ↓ -0,97% | ↓ 2,14% | 0,96% | 8,31% |
| ago/21 | R\$ 1.128.411.357,92 | R\$ -17.122.005,72 | ↓ -1,51% | R\$ 212.302.893,13 | R\$ -1.507.028,86 | R\$ - | R\$ 8.664.693,73 | R\$ -9.964.340,85 | R\$ 1.340.714.251,05 | ↓ -0,74% | ↓ 1,38% | 0,87% | 9,25% |
| set/21 | R\$ 1.113.921.859,36 | R\$ -18.505.804,20 | ↓ -1,64% | R\$ 214.185.852,39 | R\$ 1.887.927,04 | R\$ - | R\$ 4.011.337,86 | R\$ -12.606.539,30 | R\$ 1.328.107.711,75 | ↓ -0,94% | ↓ 0,43% | 1,16% | 11,57% |
| out/21 | R\$ 1.084.415.416,05 | R\$ -33.370.235,51 | ↓ -3,00% | R\$ 213.284.802,18 | R\$ -468.080,61 | R\$ - | R\$ 3.430.822,60 | R\$ -30.407.493,52 | R\$ 1.297.700.218,23 | ↓ -2,29% | ↓ -1,87% | 1,25% | 13,50% |
| TOTAL | R\$ 1.084.415.416,05 | -R\$ 66.191.639,42 | ↓ -6,03% | R\$ 213.284.802,18 | R\$ 2.050.456,01 | R\$ 1.418.643,23 | R\$ 37.985.886,91 | -R\$ 24.736.653,27 | R\$ 1.297.700.218,23 | ↓ -1,87% | | | 13,50% |



COMITÊ DE INVESTIMENTOS

COMITÊ DE INVESTIMENTOS

COMITÊ DE INVESTIMENTOS

COMITÊ DE INVESTIMENTOS

COMITÊ DE INVESTIMENTOS

COMITÊ DE INVESTIMENTOS

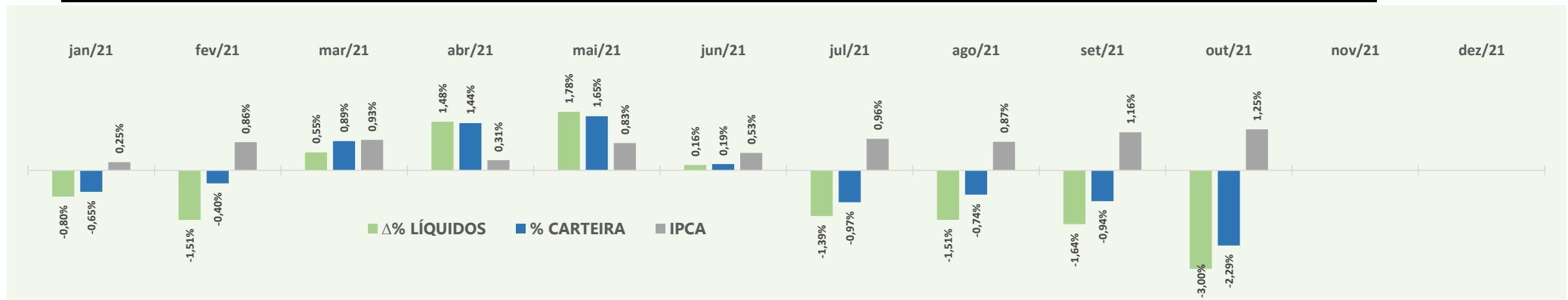
PATRIMÔNIO QUALITATIVO



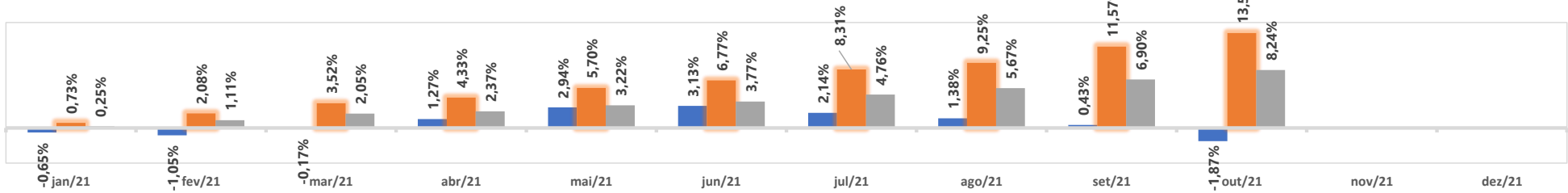
| LIQUIDEZ | jan/21 | fev/21 | mar/21 | abr/21 | mai/21 | jun/21 | jul/21 | ago/21 | set/21 | out/21 | ACUMULADO 2021 |
|--------------|-----------------|-----------------|----------------|----------------|----------------|----------------|-----------------|-----------------|-----------------|-----------------|-----------------|
| LÍQUIDOS | → -0,59% | → -0,53% | ↑ 1,30% | ↑ 1,82% | ↑ 2,53% | → 0,15% | ↓ -1,06% | → -0,73% | ↓ -1,28% | ↓ -2,65% | ↓ -1,14% |
| ILÍQUIDOS | → -0,97% | → 0,26% | ↓ -1,10% | ↓ -0,43% | ↓ -2,84% | → 0,42% | → -0,51% | → -0,80% | → 0,89% | → -0,42% | ↓ -5,40% |
| TOTAL | → -0,65% | → -0,40% | → 0,89% | ↑ 1,44% | ↑ 1,65% | → 0,19% | → -0,97% | → -0,74% | → -0,94% | ↓ -2,29% | ↓ -1,87% |

| TIPO | jan/21 | fev/21 | mar/21 | abr/21 | mai/21 | jun/21 | jul/21 | ago/21 | set/21 | out/21 | 2021 |
|----------------|-----------------|-----------------|----------------|----------------|----------------|----------------|-----------------|-----------------|-----------------|-----------------|-----------------|
| RENTA FIXA | → -0,04% | → -0,14% | → 0,55% | ↑ 1,02% | → 0,83% | → -0,09% | → 0,18% | → -0,01% | → 0,76% | → -0,46% | ↑ 2,64% |
| RENTA VARIÁVEL | ↓ -1,76% | → -0,87% | ↑ 1,50% | ↑ 2,19% | ↑ 3,12% | → 0,68% | ↓ -2,98% | ↓ -2,05% | ↓ -4,06% | ↓ -5,82% | ↓ -9,94% |
| TOTAL | → -0,65% | → -0,40% | → 0,89% | ↑ 1,44% | ↑ 1,65% | → 0,19% | → -0,97% | → -0,74% | → -0,94% | ↓ -2,29% | ↓ -1,87% |

| SUBTIPO | jan/21 | fev/21 | mar/21 | abr/21 | mai/21 | jun/21 | jul/21 | ago/21 | set/21 | out/21 | 2021 |
|------------------|-----------------|-----------------|----------------|----------------|----------------|----------------|-----------------|-----------------|-----------------|-----------------|-----------------|
| RENTA FIXA | → 0,02% | → 0,87% | → 0,69% | → 0,95% | ↑ 1,06% | → -0,03% | → 0,27% | → 0,65% | → 0,70% | ↓ -15,09% | ↓ -10,59% |
| TÍTULOS PÚBLICOS | → -0,09% | ↓ -3,28% | → 0,16% | ↑ 1,36% | → 0,15% | → -0,26% | → -0,09% | ↓ -2,19% | ↑ 1,03% | ↑ 49,32% | ↑ 44,46% |
| AÇÕES | ↓ -2,48% | ↓ -2,26% | ↑ 1,69% | ↑ 3,39% | ↑ 5,48% | → 0,48% | ↓ -4,04% | ↓ -2,72% | ↑ -7,06% | ↓ -8,69% | ↓ -15,88% |
| CRÉDITO PRIVADO | → -0,93% | ↑ 3,82% | ↑ 3,14% | → -0,14% | ↓ -4,95% | ↑ 1,40% | → -0,34% | → -0,05% | → -0,29% | ↓ -1,08% | → 0,30% |
| FIP | → 0,15% | → -0,03% | → -0,07% | → -0,06% | → -0,06% | ↑ 1,41% | → -0,08% | → 0,55% | ↑ 7,03% | → -0,06% | ↑ 8,91% |
| MULTIMERCADO | → -0,04% | ↑ 2,57% | → -0,22% | → -0,47% | → 0,57% | → 0,16% | ↓ -2,07% | ↓ -3,31% | → 0,35% | → 0,41% | ↓ -2,13% |
| IMOBILIÁRIO | → -0,30% | → -0,05% | → -0,01% | → -0,20% | → 0,00% | → 0,64% | → 0,22% | → -0,06% | → -0,01% | → -0,23% | → 0,01% |
| TOTAL | → -0,65% | → -0,40% | → 0,89% | ↑ 1,44% | ↑ 1,65% | → 0,19% | → -0,97% | → -0,74% | → -0,94% | ↓ -2,29% | ↓ -1,87% |



■ ACUM. % ■ IPCA + 5,43% ■ IpcA acumulado



COMITÊ DE INVESTIMENTOS

COMITÊ DE INVESTIMENTOS

COMITÊ DE INVESTIMENTOS

COMITÊ DE INVESTIMENTOS

COMITÊ DE INVESTIMENTOS

COMITÊ DE INVESTIMENTOS