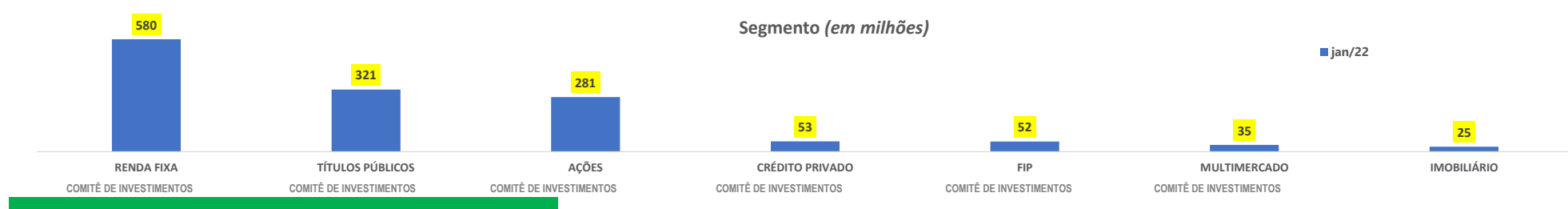
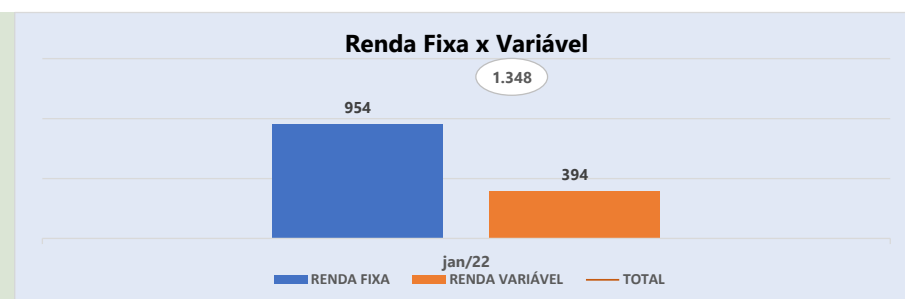
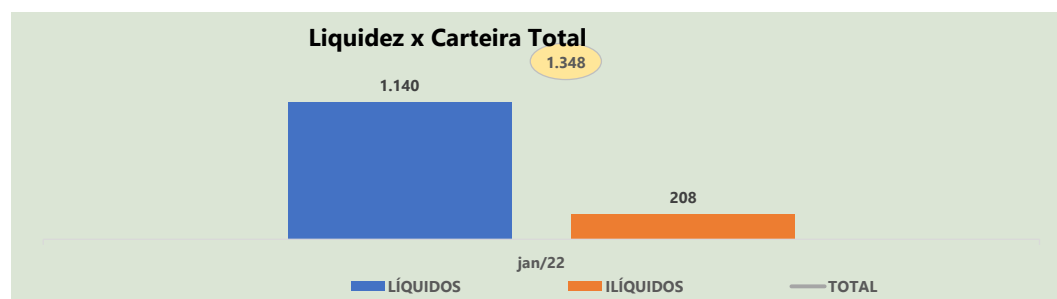




RELATÓRIO FOCUS PAULIPREV - 2022

	LÍQUIDOS	RENTAB. LÍQUIDOS (1)	Δ% LÍQUIDOS	ILÍQUIDOS	Δ ILÍQUIDOS (2)	PDD (3)	APORTE (4)	TOTAL (1+2+3+4)	TOTAL CARTEIRA	% CARTEIRA	ACUM. %	IPCA	IPCA + 4,90%
dez/21	R\$ 1.121.949.696,29			R\$ 208.867.960,57					R\$ 1.330.817.656,86				
jan/22	R\$ 1.140.228.785,49	R\$ 15.464.885,11	↑ 1,38%	R\$ 207.779.506,87	R\$ -1.085.989,37		- R\$ 2.811.739,76	R\$ 17.190.635,50	R\$ 1.348.008.292,36	↑ 1,29%	1,29%	0,54%	0,94%
fev/22													
mar/22													
abr/22													
mai/22													
jun/22													
jul/22													
ago/22													
set/22													
out/22													
nov/22													
dez/22													
TOTAL	R\$ 1.140.228.785,49	R\$ 15.464.885,11	↑ 1,38%	R\$ 207.779.506,87	-R\$1.085.989,37		- R\$ 2.811.739,76	R\$17.190.635,50	R\$ 1.348.008.292,36	↑ 1,29%			0,94%

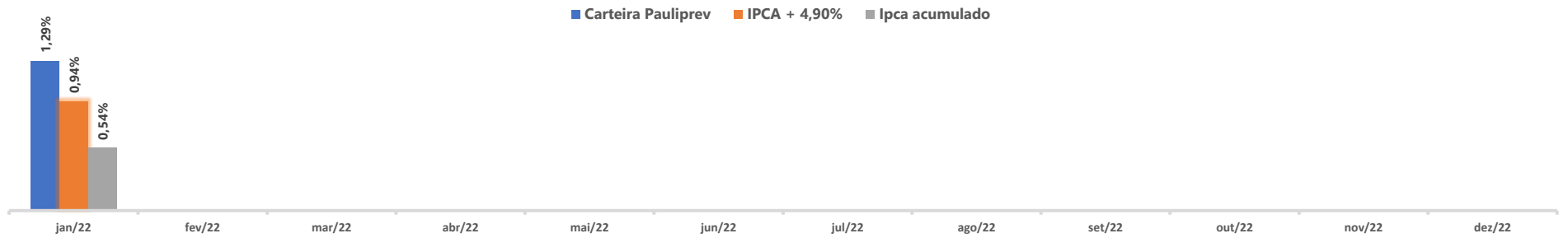


PATRIMÔNIO QUALITATIVO

LIQUIDEZ	jan/22
LÍQUIDOS	↑ 1,63%
ILÍQUIDOS	→ -0,52%
TOTAL	↑ 1,29%

TIPO	jan/22
RENDA FIXA	→ 0,39%
RENDA VARIÁVEL	↑ 3,54%
TOTAL	↑ 1,29%

SUBTIPO	jan/22
RENDA FIXA	↓ -2,49%
TÍTULOS PÚBLICOS	↑ 6,40%
AÇÕES	↑ 5,09%
CRÉDITO PRIVADO	↓ -1,48%
FIP	→ -0,03%
MULTIMERCADO	→ -0,19%
IMOBILIÁRIO	→ -0,19%
TOTAL	↑ 1,29%



COMITÊ DE INVESTIMENTOS

COMITÊ DE INVESTIMENTOS

COMITÊ DE INVESTIMENTOS

COMITÊ DE INVESTIMENTOS

COMITÊ DE INVESTIMENTOS

COMITÊ DE INVESTIMENTOS