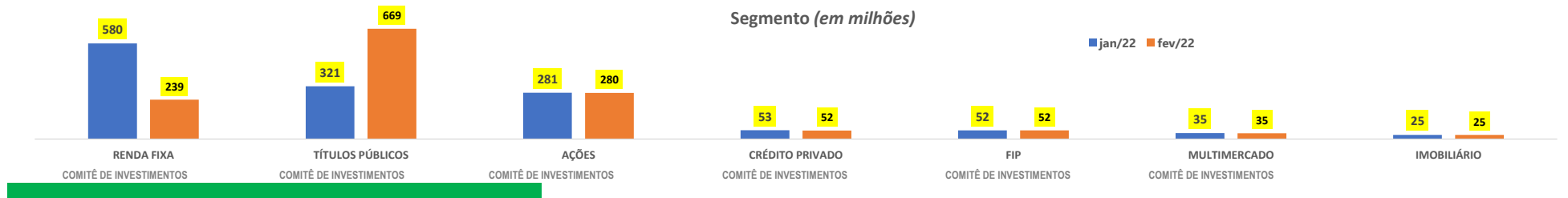
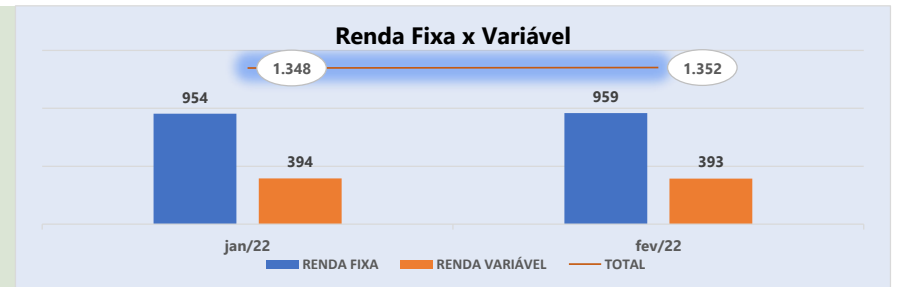
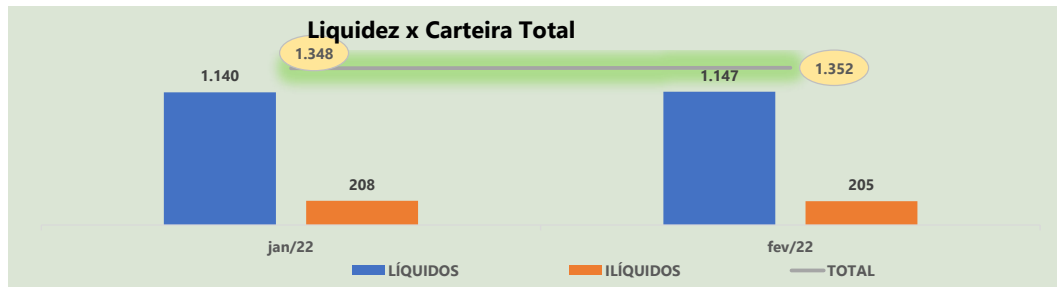




RELATÓRIO FOCUS PAULIPREV - 2022

	LÍQUIDOS	RENTAB. LÍQUIDOS (1)	Δ% LÍQUIDOS	ILÍQUIDOS	Δ ILÍQUIDOS (2)	PDD (3)	APORTE (4)	TOTAL (1+2+3+4)	TOTAL CARTEIRA	% CARTEIRA	ACUM. %	IPCA	IPCA + 4,90%
dez/21	R\$ 1.121.949.696,29			R\$ 208.867.960,57					R\$ 1.330.817.656,86				
jan/22	R\$ 1.140.228.785,49	R\$ 15.464.885,11	1,38%	R\$ 207.779.506,87	R\$ -1.085.989,37	-	R\$ 2.811.739,76	R\$ 17.190.635,50	R\$ 1.348.008.292,36	1,29%	1,29%	0,54%	0,94%
fev/22	R\$ 1.146.673.132,57	R\$ -9.354.654,28	-0,82%	R\$ 205.421.922,62	R\$ -2.203.240,80	-	R\$ 15.644.657,91	R\$ 4.086.762,83	R\$ 1.352.095.055,19	0,30%	1,60%	1,01%	2,37%
mar/22													
abr/22													
mai/22													
jun/22													
jul/22													
ago/22													
set/22													
out/22													
nov/22													
dez/22													
TOTAL	R\$ 1.146.673.132,57	R\$ 6.110.230,83	0,54%	R\$ 205.421.922,62	-R\$3.289.230,17	-	R\$ 18.456.397,67	R\$21.277.398,33	R\$ 1.352.095.055,19	1,60%			2,37%

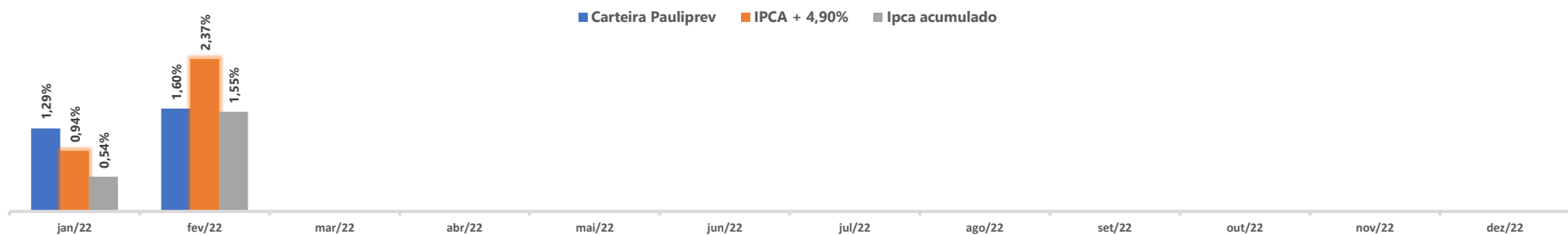
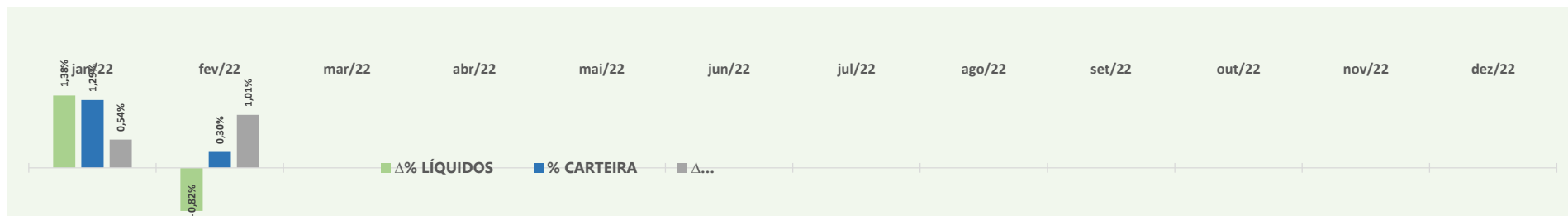


PATRIMÔNIO QUALITATIVO

LIQUIDEZ		jan/22	fev/22	2022
LÍQUIDOS	↑	1,63%	0,57%	2,20%
ILÍQUIDOS	→	-0,52%	-1,13%	-1,65%
TOTAL	↑	1,29%	0,30%	1,60%

TIPO		jan/22	fev/22	2022
RENTA FIXA	→	0,39%	0,62%	1,01%
RENTA VARIÁVEL	↑	3,54%	-0,45%	3,07%
TOTAL	↑	1,29%	0,30%	1,60%

SUBTIPO		jan/22	fev/22	2022
RENTA FIXA	↓	-2,49%	-58,86%	-59,88%
TÍTULOS PÚBLICOS	↑	6,40%	108,75%	122,11%
AÇÕES	↑	5,09%	-0,57%	4,49%
CRÉDITO PRIVADO	↓	-1,48%	-2,70%	-4,15%
FIP	→	-0,03%	-0,03%	-0,06%
MULTIMERCADO	→	-0,19%	-0,49%	-0,68%
IMOBILIÁRIO	→	-0,19%	0,05%	-0,14%
TOTAL	↑	1,29%	0,30%	1,60%



COMITÊ DE INVESTIMENTOS

COMITÊ DE INVESTIMENTOS

COMITÊ DE INVESTIMENTOS

COMITÊ DE INVESTIMENTOS

COMITÊ DE INVESTIMENTOS

COMITÊ DE INVESTIMENTOS