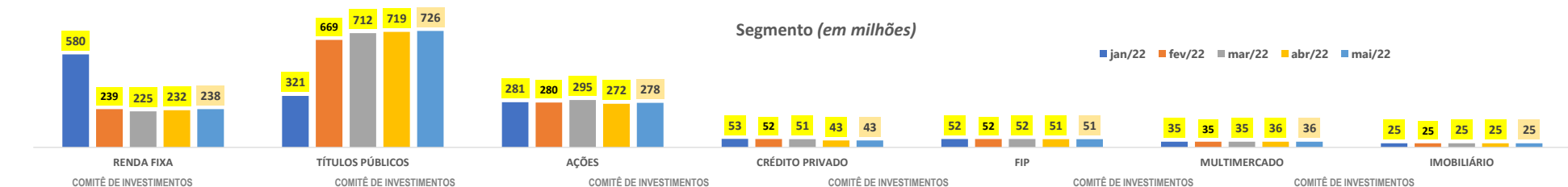
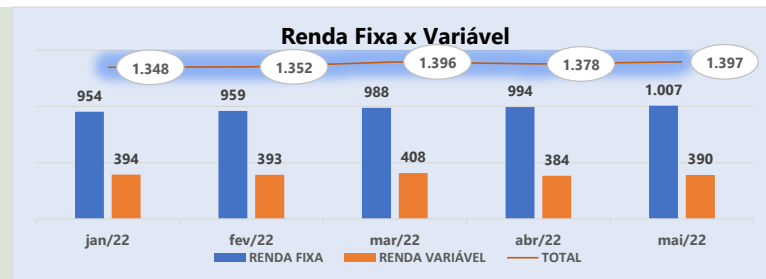
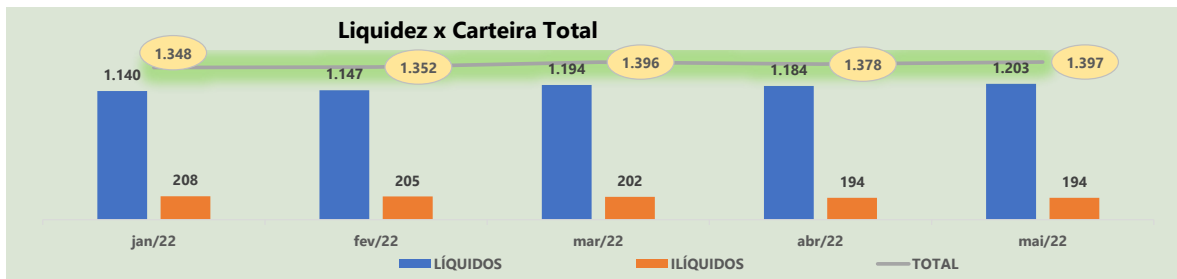




RELATÓRIO FOCUS PAULIPREV - 2022

	LIQUIDOS	RENTAB. LIQUIDOS (1)	Δ% LIQUIDOS	ILÍQUIDOS	Δ ILÍQUIDOS (2)	PDD (3)	APORTE (4)	TOTAL (1+2+3+4)	TOTAL CARTEIRA	% Mensal	2022	IPCA	IPCA + 4,90%
dez/21	R\$ 1.121.949.696,29			R\$ 208.867.960,57					R\$ 1.330.817.656,86				
jan/22	R\$ 1.140.228.785,49	R\$ 15.464.885,11 ↑	1,38%	R\$ 207.779.506,87	R\$ -1.085.989,37		R\$ 2.811.739,76	R\$ 17.190.635,50	R\$ 1.348.008.292,36	1,29%	1,29%	0,54%	0,94%
fev/22	R\$ 1.146.673.132,57	R\$ -9.354.654,28 ↓	-0,82%	R\$ 205.421.922,62	R\$ -2.203.240,80		R\$ 15.644.657,91	R\$ 4.086.762,83	R\$ 1.352.095.055,19	0,30%	1,60%	1,01%	2,37%
mar/22	R\$ 1.193.885.703,81	R\$ 60.078.672,01 ↑	5,24%	R\$ 202.320.359,24	R\$ -136.713,82		R\$ -15.830.950,33	R\$ 44.111.007,86	R\$ 1.396.206.063,05	3,26%	4,91%	1,62%	4,44%
abr/22	R\$ 1.183.878.108,15	R\$ -14.416.135,46 ↓	-1,21%	R\$ 193.896.375,16	R\$ 939.887,82	-9.347.033,70	R\$ 4.391.701,60	R\$ -18.431.579,74	R\$ 1.377.774.483,31	-1,32%	3,53%	1,06%	5,97%
mai/22	R\$ 1.203.050.705,56	R\$ 14.523.834,36 ↑	1,23%	R\$ 193.781.126,27	R\$ -332.978,48		R\$ 4.866.492,64	R\$ 19.057.348,52	R\$ 1.396.831.831,83	1,38%	4,96%	0,47%	6,89%
jun/22													
jul/22													
ago/22													
set/22													
out/22													
nov/22													
dez/22													
TOTAL	R\$ 1.203.050.705,56	R\$ 66.296.601,74 ↑	5,91%	R\$ 193.781.126,27	R\$ -2.819.034,65	-9.347.033,70	R\$ 11.883.641,58	R\$ 66.014.174,97	R\$ 1.396.831.831,83	4,96%			6,89%

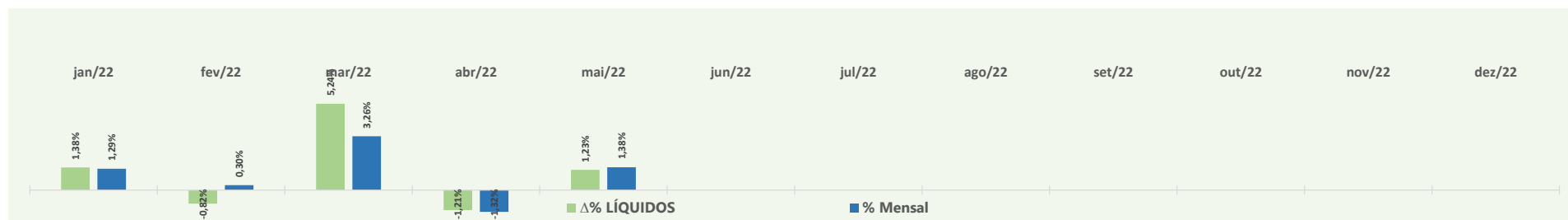


PATRIMÔNIO QUALITATIVO

LIQUIDEZ	jan/22	fev/22	mar/22	abr/22	mai/22	2022
LÍQUIDOS	↑ 1,63%	⇒ 0,57%	↑ 4,12%	⇒ -0,84%	↑ 1,62%	↑ 7,23%
ILÍQUIDOS	⇒ -0,52%	↓ -1,13%	↓ -1,51%	↓ -4,16%	⇒ -0,06%	↓ -7,22%
TOTAL	↑ 1,29%	⇒ 0,30%	↑ 3,26%	↓ -1,32%	↑ 1,38%	↑ 4,96%

TIPO	jan/22	fev/22	mar/22	abr/22	mai/22	2022
RENDA FIXA	⇒ 0,39%	⇒ 0,62%	↑ 2,99%	⇒ 0,57%	↑ 1,33%	↑ 6,02%
RENDA VARIÁVEL	↑ 3,54%	⇒ -0,45%	↑ 3,92%	↓ -5,91%	↑ 1,52%	↑ 2,32%
TOTAL	↑ 1,29%	⇒ 0,30%	↑ 3,26%	↓ -1,32%	↑ 1,38%	↑ 4,96%

SUBTIPO	jan/22	fev/22	mar/22	abr/22	mai/22	2022
RENDA FIXA	↓ -2,49%	↓ -58,86%	↓ -5,75%	↑ 2,98%	↑ 2,91%	↓ -59,93%
TÍTULOS PÚBLICOS	↑ 6,40%	↑ 108,75%	↑ 6,39%	↑ 1,04%	↑ 0,91%	↑ 140,92%
AÇÕES	↑ 5,09%	⇒ -0,57%	↑ 5,53%	↓ -7,95%	↑ 2,16%	↑ 3,70%
CRÉDITO PRIVADO	↓ -1,48%	↓ -2,70%	⇒ -0,63%	↓ -16,34%	⇒ -0,04%	↓ -20,35%
FIP	⇒ -0,03%	⇒ -0,03%	⇒ -0,03%	↓ -2,19%	⇒ -0,02%	↓ -2,30%
MULTIMERCADO	⇒ -0,19%	⇒ -0,49%	⇒ -0,21%	↑ 1,56%	⇒ -0,10%	⇒ 0,56%
IMOBILIÁRIO	⇒ -0,19%	⇒ 0,05%	⇒ 0,08%	⇒ -0,19%	⇒ -0,01%	⇒ -0,26%
TOTAL	↑ 1,29%	⇒ 0,30%	↑ 3,26%	↓ -1,32%	↑ 1,38%	↑ 4,96%



■ Carteira Pauliprev ■ IPCA + 4,90% ■ Ipca acumulado



COMITÊ DE INVESTIMENTOS

COMITÊ DE INVESTIMENTOS

COMITÊ DE INVESTIMENTOS

COMITÊ DE INVESTIMENTOS

COMITÊ DE INVESTIMENTOS

COMITÊ DE INVESTIMENTOS