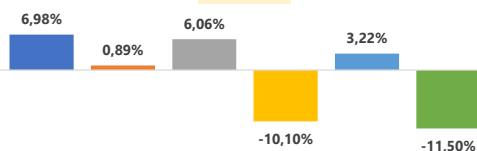


	LÍQUIDOS	RENTAB. LÍQUIDOS (1)	Δ% LÍQUIDOS	ILÍQUIDOS	Δ ILÍQUIDOS (2)	PDD (3)	APORTE (4)	TOTAL (1+2+3+4)	TOTAL CARTEIRA	% Mensal	2022	IPCA	IPCA + 4,90%
dez/21	R\$ 1.121.949.696,29			R\$ 208.867.960,57					R\$ 1.330.817.656,86				
jan/22	R\$ 1.140.228.785,49	R\$ 15.464.885,11 ↑	1,38%	R\$ 207.779.506,87	R\$ -1.085.989,37	-	R\$ 2.811.739,76	R\$ 17.190.635,50	R\$ 1.348.008.292,36 ↑	1,29%	↑	1,29%	0,54%
fev/22	R\$ 1.146.673.132,57	R\$ -9.354.654,28 ↓	-0,82%	R\$ 205.421.922,62	R\$ -2.203.240,80	-	R\$ 15.644.657,91	R\$ 4.086.762,83	R\$ 1.352.095.055,19 →	0,30%	↑	1,60%	1,01%
mar/22	R\$ 1.193.885.703,81	R\$ 60.078.672,01 ↑	5,24%	R\$ 202.320.359,24	R\$ -136.713,82	-	R\$ -15.830.950,33	R\$ 44.111.007,86	R\$ 1.396.206.063,05 ↑	3,26%	↑	4,91%	1,62%
abr/22	R\$ 1.183.878.108,15	R\$ -14.416.135,46 ↓	-1,21%	R\$ 193.896.375,16	R\$ 939.887,82	-9.347.033,70	R\$ 4.391.701,60	R\$ -18.431.579,74	R\$ 1.377.774.483,31 ↓	-1,32%	↑	3,53%	1,06%
mai/22	R\$ 1.203.050.705,56	R\$ 14.523.834,36 ↑	1,23%	R\$ 193.781.126,27	R\$ -332.978,48	-	R\$ 4.866.492,64	R\$ 19.057.348,52	R\$ 1.396.831.831,83 ↑	1,38%	↑	4,96%	0,47%
jun/22	R\$ 1.180.648.521,93	R\$ -28.619.166,54 ↓	-2,38%	R\$ 190.068.822,49	R\$ -1.762.331,87	9.890,55	R\$ 4.257.120,45	R\$ -26.114.487,41	R\$ 1.370.717.344,42 ↓	-1,87%	↑	3,00%	0,67%
TOTAL	R\$ 1.180.648.521,93	R\$ 37.677.435,20 ↑	3,36%	R\$ 190.068.822,49	R\$ -4.581.366,52	-9.337.143,15	R\$ 16.140.762,03	R\$ 39.899.687,56	R\$ 1.370.717.344,42 ↑	3,00%			8,04%

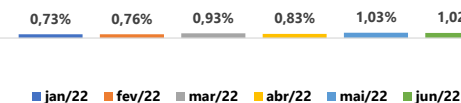
### IPCA - Mês



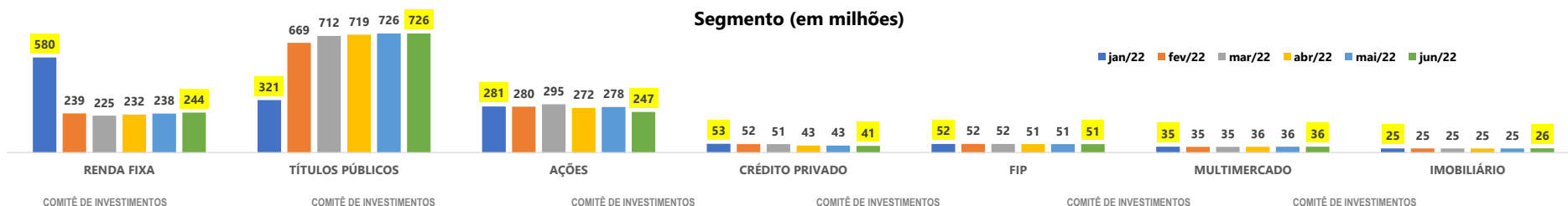
### IBOV - Mês



### CDI - Mês



## Indicadores Mensais



COMITÊ DE INVESTIMENTOS

PATRIMÔNIO QUALITATIVO

LIQUIDEZ	jan/22	fev/22	mar/22	abr/22	mai/22	jun/22	2022
LÍQUIDOS	↑ 1,63%	→ 0,57%	↑ 4,12%	→ -0,84%	↑ 1,62%	↓ -1,86%	↑ 5,23%
ILÍQUIDOS	→ -0,52%	↓ -1,13%	↓ -1,51%	↓ -4,16%	→ -0,06%	↓ -1,92%	↓ -9,00%
<b>TOTAL</b>	<b>↑ 1,29%</b>	<b>→ 0,30%</b>	<b>↑ 3,26%</b>	<b>↓ -1,32%</b>	<b>↑ 1,38%</b>	<b>↓ -1,87%</b>	<b>↑ 3,00%</b>

TIPO	jan/22	fev/22	mar/22	abr/22	mai/22	jun/22	2022
RENTA FIXA	→ 0,39%	→ 0,62%	↑ 2,99%	→ 0,57%	↑ 1,33%	→ 0,38%	↑ 6,42%
RENTA VARIÁVEL	↑ 3,54%	→ -0,45%	↑ 3,92%	↓ -5,91%	↑ 1,52%	↓ -7,68%	↓ -5,54%
<b>TOTAL</b>	<b>↑ 1,29%</b>	<b>→ 0,30%</b>	<b>↑ 3,26%</b>	<b>↓ -1,32%</b>	<b>↑ 1,38%</b>	<b>↓ -1,87%</b>	<b>↑ 3,00%</b>

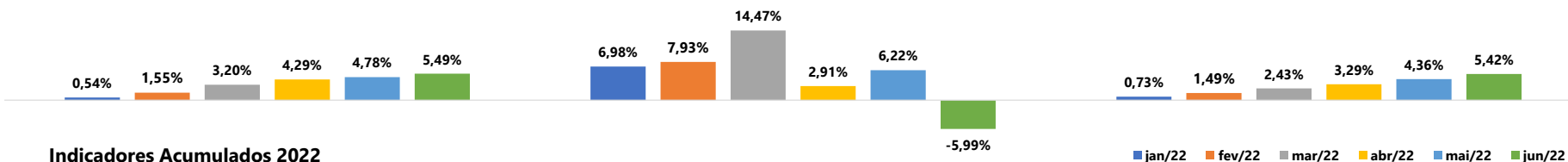
  

SUBTIPO	jan/22	fev/22	mar/22	abr/22	mai/22	jun/22	2022
RENTA FIXA	↓ -2,49%	↓ -58,86%	↓ -5,75%	↑ 2,98%	↑ 2,91%	↑ 2,22%	↓ -59,04%
TÍTULOS PÚBLICOS	↑ 6,40%	↑ 108,75%	↑ 6,39%	↑ 1,04%	→ 0,91%	→ 0,05%	↑ 141,04%
AÇÕES	↑ 5,09%	→ -0,57%	↑ 5,53%	↓ -7,95%	↑ 2,16%	↓ -10,89%	↓ -7,60%
CRÉDITO PRIVADO	↓ -1,48%	↓ -2,70%	→ -0,63%	↓ -16,34%	→ -0,04%	↓ -4,23%	↓ -23,72%
FIP	→ -0,03%	→ -0,03%	→ -0,03%	↓ -2,19%	→ -0,02%	→ -0,02%	↓ -2,32%
MULTIMERCADO	→ -0,19%	→ -0,49%	→ -0,21%	↑ 1,56%	→ -0,10%	→ 0,10%	→ 0,66%
IMOBILIÁRIO	→ -0,19%	→ 0,05%	→ 0,08%	→ -0,19%	→ -0,01%	→ 1,09%	→ 0,82%
<b>TOTAL</b>	<b>↑ 1,29%</b>	<b>→ 0,30%</b>	<b>↑ 3,26%</b>	<b>↓ -1,32%</b>	<b>↑ 1,38%</b>	<b>↓ -1,87%</b>	<b>↑ 3,00%</b>

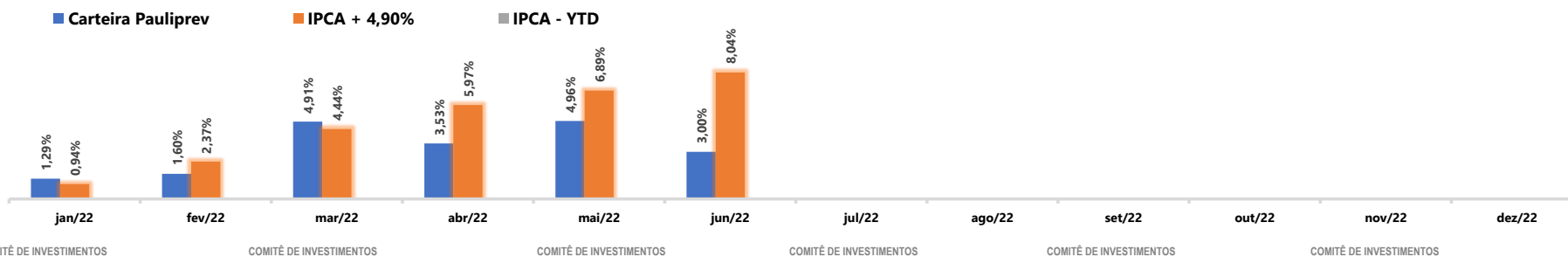
IPCA - YTD

IBOV-YTD

CDI-YTD



Indicadores Acumulados 2022



COMITÊ DE INVESTIMENTOS

COMITÊ DE INVESTIMENTOS

COMITÊ DE INVESTIMENTOS

COMITÊ DE INVESTIMENTOS

COMITÊ DE INVESTIMENTOS

COMITÊ DE INVESTIMENTOS