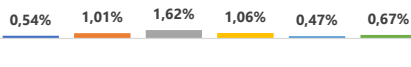
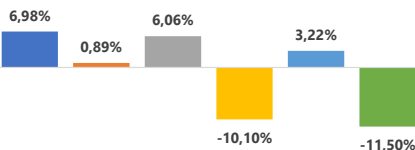


	LÍQUIDOS	RENTAB. LÍQUIDOS (1)	Δ% LÍQUIDOS	ILÍQUIDOS	Δ ILÍQUIDOS (2)	PDD (3)	APORTE (4)	TOTAL (1+2+3+4)	TOTAL CARTEIRA	% Mensal	2022	IPCA	IPCA + 4,90%
dez/21	R\$ 1.121.949.696,29			R\$ 208.867.960,57					R\$ 1.330.817.656,86				
jan/22	R\$ 1.140.228.785,49	R\$ 15.464.885,11 ↑	1,38%	R\$ 207.779.506,87	R\$ -1.085.989,37	-	R\$ 2.811.739,76	R\$ 17.190.635,50	R\$ 1.348.008.292,36	1,29%	1,29%	0,54%	0,94%
fev/22	R\$ 1.146.673.132,57	R\$ -9.354.654,28 ↓	-0,82%	R\$ 205.421.922,62	R\$ -2.203.240,80	-	R\$ 15.644.657,91	R\$ 4.086.762,83	R\$ 1.352.095.055,19	0,30%	1,60%	1,01%	2,37%
mar/22	R\$ 1.193.885.703,81	R\$ 40.461.937,51 ↑	3,53%	R\$ 202.320.359,24	R\$ -136.713,82	-	R\$ 3.785.784,17	R\$ 44.111.007,86	R\$ 1.396.206.063,05	3,26%	4,91%	1,62%	4,44%
abr/22	R\$ 1.183.878.108,15	R\$ -14.416.135,46 ↓	-1,21%	R\$ 193.896.375,16	R\$ 939.887,62	-9.347.033,70	R\$ 4.391.701,60	R\$ -18.431.579,74	R\$ 1.377.774.483,31	-1,32%	3,53%	1,06%	5,97%
mai/22	R\$ 1.203.050.705,56	R\$ 14.523.834,36 ↑	1,23%	R\$ 193.781.126,27	R\$ -332.978,48	-	R\$ 4.866.492,64	R\$ 19.057.348,52	R\$ 1.396.831.831,83	1,38%	4,96%	0,47%	6,89%
jun/22	R\$ 1.180.648.521,93	R\$ -28.619.166,54 ↓	-2,38%	R\$ 190.068.822,49	R\$ -1.762.331,87	9.890,55	R\$ 4.257.120,45	R\$ -26.114.487,41	R\$ 1.370.717.344,42	-1,87%	3,00%	0,67%	8,04%
jul/22	R\$ 1.188.813.882,72	R\$ 9.299.916,41 →	0,79%	R\$ 188.897.695,21	R\$ -1.171.127,28	-	R\$ -1.134.555,62	R\$ 6.994.233,51	R\$ 1.377.711.577,93	0,51%	3,52%	-0,68%	7,73%
ago/22													
set/22													
out/22													
nov/22													
dez/22													
TOTAL	R\$ 1.188.813.882,72	R\$ 27.360.617,11 ↑	5,96%	R\$ 188.897.695,21	-R\$5.752.493,80	-9.337.143,15	R\$ 34.622.940,91	R\$46.893.921,07	R\$ 1.377.711.577,93	3,52%			7,73%

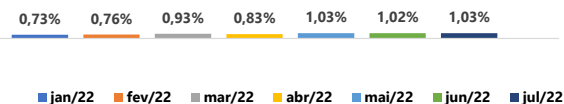
IPCA - Mês



IBOV - Mês

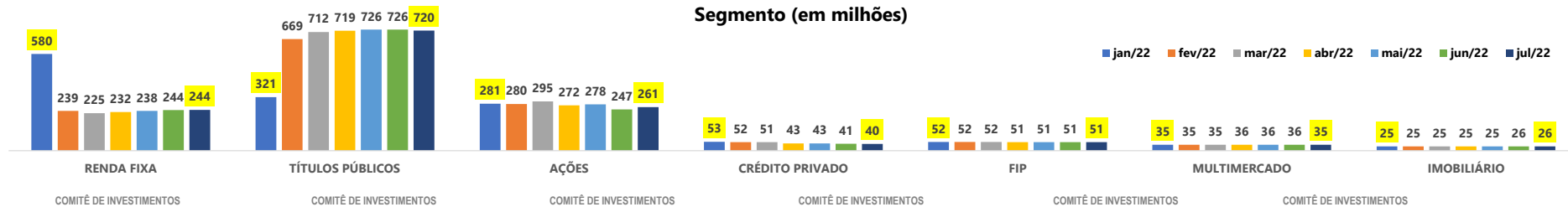


CDI - Mês



Indicadores Mensais

Segmento (em milhões)



COMITÊ DE INVESTIMENTOS

COMITÊ DE INVESTIMENTOS

COMITÊ DE INVESTIMENTOS

COMITÊ DE INVESTIMENTOS

COMITÊ DE INVESTIMENTOS

COMITÊ DE INVESTIMENTOS

PATRIMÔNIO QUALITATIVO

LIQUIDEZ	jan/22	fev/22	mar/22	abr/22	mai/22	jun/22	jul/22	2022
LÍQUIDOS	1,63%	0,57%	4,12%	-0,84%	1,62%	-1,86%	0,69%	5,96%
ILÍQUIDOS	-0,52%	-1,13%	-1,51%	-4,16%	-0,06%	-1,92%	-0,62%	-9,56%
TOTAL	1,29%	0,30%	3,26%	-1,32%	1,38%	-1,87%	0,51%	3,52%

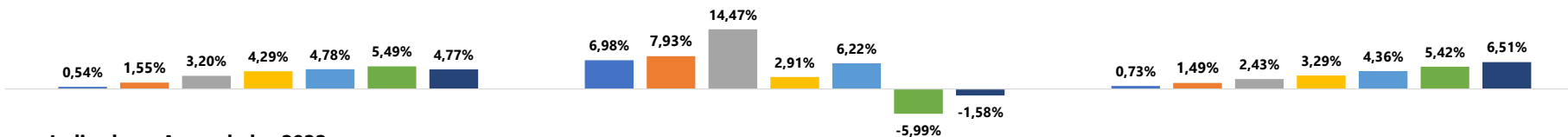
TIPO	jan/22	fev/22	mar/22	abr/22	mai/22	jun/22	jul/22	2022
RENTA FIXA	0,39%	0,62%	2,99%	0,57%	1,33%	0,38%	-0,65%	5,74%
RENTA VARIÁVEL	3,54%	-0,45%	3,92%	-5,91%	1,52%	-7,68%	3,76%	-1,99%
TOTAL	1,29%	0,30%	3,26%	-1,32%	1,38%	-1,87%	0,51%	3,52%

SUBTIPO	jan/22	fev/22	mar/22	abr/22	mai/22	jun/22	jul/22	2022
RENTA FIXA	-2,49%	-58,86%	-5,75%	2,98%	2,91%	2,22%	0,29%	-58,93%
TÍTULOS PÚBLICOS	6,40%	108,75%	6,39%	1,04%	0,91%	0,05%	-0,87%	138,95%
AÇÕES	5,09%	-0,57%	5,53%	-7,95%	2,16%	-10,89%	5,56%	-2,46%
CRÉDITO PRIVADO	-1,48%	-2,70%	-0,63%	-16,34%	-0,04%	-4,23%	-2,30%	-25,47%
FIP	-0,03%	-0,03%	-0,03%	-2,19%	-0,02%	-0,02%	-0,02%	-2,34%
MULTIMERCADO	-0,19%	-0,49%	-0,21%	1,56%	-0,10%	0,10%	-0,62%	0,03%
IMOBILIÁRIO	-0,19%	0,05%	0,08%	-0,19%	-0,01%	1,09%	0,00%	0,82%
TOTAL	1,29%	0,30%	3,26%	-1,32%	1,38%	-1,87%	0,51%	3,52%

IPCA - YTD

IBOV-YTD

CDI-YTD



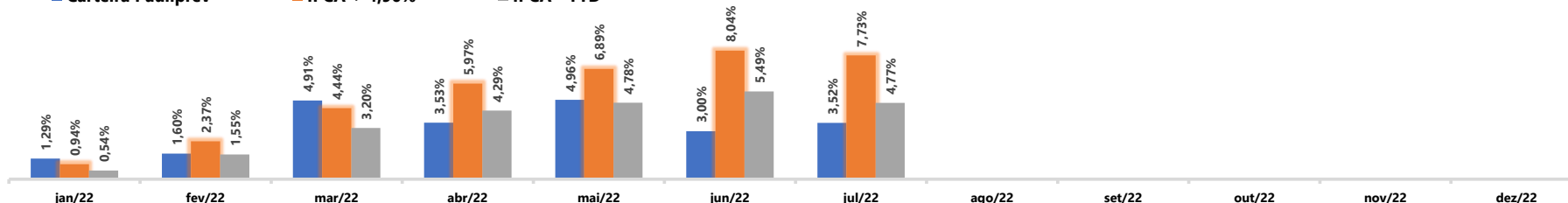
Indicadores Acumulados 2022

■ jan/22 ■ fev/22 ■ mar/22 ■ abr/22 ■ mai/22 ■ jun/22 ■ jul/22

Carteira Pauliprev

IPCA + 4,90%

IPCA - YTD



COMITÊ DE INVESTIMENTOS

COMITÊ DE INVESTIMENTOS

COMITÊ DE INVESTIMENTOS

COMITÊ DE INVESTIMENTOS

COMITÊ DE INVESTIMENTOS

COMITÊ DE INVESTIMENTOS