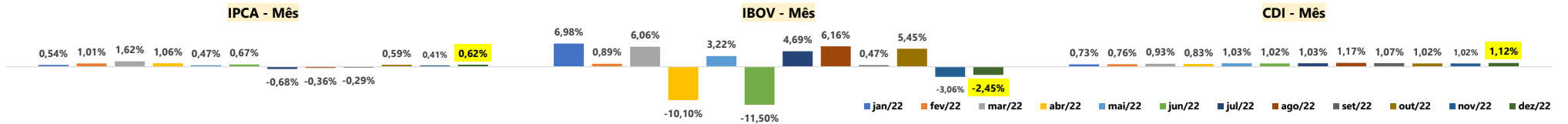
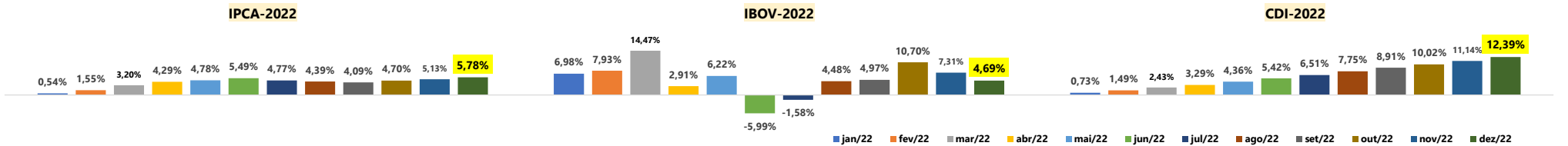


	LÍQUIDOS	RENTAB. LÍQUIDOS (1)	Δ% LÍQUIDOS	ILÍQUIDOS	Δ ILÍQUIDOS (2)	PDD (3)	APORTE (4)	TOTAL (1+2+3+4)	TOTAL CARTEIRA	% Mensal	2022	IPCA + 4,90% (Meta Atuarial)	% Meta
dez/21	R\$ 1.121.949.696,29			R\$ 208.867.960,57					R\$ 1.330.817.656,86				
jan/22	R\$ 1.097.667.532,47	R\$ 15.464.885,11	1,38%	R\$ 207.779.506,87	R\$ -1.085.989,37		R\$ 2.811.739,76	R\$ 17.190.635,50	R\$ 1.348.008.292,36	1,29%	1,29%	0,94%	137,27%
fev/22	R\$ 1.146.673.132,57	R\$ -9.354.654,28	-0,85%	R\$ 205.421.922,62	R\$ -2.203.240,80		R\$ 15.644.657,91	R\$ 4.086.762,83	R\$ 1.352.095.055,19	0,30%	1,60%	2,37%	67,46%
mar/22	R\$ 1.193.885.703,81	R\$ 40.461.937,51	3,53%	R\$ 202.320.359,24	R\$ -136.713,82		R\$ 3.785.784,17	R\$ 44.111.007,86	R\$ 1.396.206.063,05	3,26%	4,91%	4,44%	110,66%
abr/22	R\$ 1.183.878.108,15	R\$ -14.416.135,46	-1,21%	R\$ 193.896.375,16	R\$ 939.887,82	-9,347.033,70	R\$ 4.391.701,60	R\$ -18.431.579,74	R\$ 1.377.774.483,31	-1,32%	3,53%	5,97%	59,10%
mai/22	R\$ 1.203.050.705,56	R\$ 14.523.834,36	1,23%	R\$ 193.781.126,27	R\$ -332.978,48		R\$ 4.866.492,64	R\$ 19.057.348,52	R\$ 1.396.831.831,83	1,38%	4,96%	6,89%	71,99%
jun/22	R\$ 1.180.648.521,93	R\$ -28.619.166,54	-2,38%	R\$ 190.068.822,49	R\$ -1.762.331,87	9,890,55	R\$ 4.257.120,45	R\$ -26.114.487,41	R\$ 1.370.717.344,42	-1,87%	3,00%	8,04%	37,29%
jul/22	R\$ 1.188.813.882,72	R\$ 9.299.916,41	0,79%	R\$ 188.897.695,21	R\$ -1.171.127,28		R\$ -1.134.555,62	R\$ 6.994.233,51	R\$ 1.377.711.577,93	0,51%	3,52%	7,73%	45,56%
ago/22	R\$ 1.219.540.121,15	R\$ 21.095.175,81	1,77%	R\$ 189.056.538,42	R\$ 1.037.174,53		R\$ 8.752.731,30	R\$ 30.885.081,64	R\$ 1.408.596.659,57	2,24%	5,84%	7,77%	75,19%
set/22	R\$ 1.233.734.799,87	R\$ 8.423.254,28	0,69%	R\$ 187.097.089,47	R\$ 1.806.036,66		R\$ 2.005.938,83	R\$ 12.235.229,77	R\$ 1.420.831.889,34	0,87%	6,76%	7,89%	85,70%
out/22	R\$ 1.267.466.904,90	R\$ 32.800.416,12	2,66%	R\$ 186.002.873,08	R\$ 1.829.258,78		R\$ -1.991.786,26	R\$ 32.637.888,64	R\$ 1.453.469.777,98	2,30%	9,22%	8,96%	102,84%
nov/22	R\$ 1.255.948.716,94	R\$ -27.262.294,91	-2,15%	R\$ 184.739.028,19	R\$ -401.233,53		R\$ 14.881.495,62	R\$ -12.782.032,82	R\$ 1.440.687.745,16	-0,88%	8,26%	9,85%	83,86%
dez/22	R\$ 1.273.361.445,58	R\$ 14.238.954,55	1,13%	R\$ 173.758.319,09	R\$ 510.369,56	-11,491.078,66	R\$ 3.173.774,06	R\$ 6.432.019,51	R\$ 1.447.119.764,67	0,45%	8,74%	10,97%	79,68%
TOTAL	R\$ 1.273.361.445,58	R\$ 76.656.122,96	13,50%	R\$ 173.758.319,09	R\$ -970.887,80	-20,828.221,81	R\$ 61.445.094,46	R\$ 116.302.107,81	R\$ 1.447.119.764,67	8,74%			79,68%

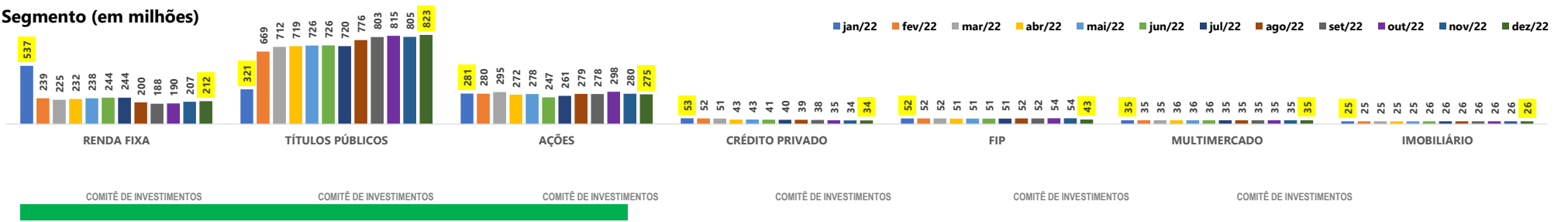
Indicadores Mensais



Indicadores Acumulados 2022



Segmento (em milhões)



PATRIMÔNIO QUALITATIVO

LIQUIDEZ	jan/22	fev/22	mar/22	abr/22	mai/22	jun/22	jul/22	ago/22	set/22	out/22	nov/22	dez/22	2022
LÍQUIDOS	↓ -2,16%	↑ 4,46%	↑ 4,12%	↓ -0,84%	↑ 1,62%	↓ -1,86%	↑ 0,69%	↑ 2,58%	↑ 1,16%	↑ 2,73%	↑ -0,91%	↑ 1,39%	↑ 13,50%
ILÍQUIDOS	→ -0,52%	↓ -1,13%	↓ -1,51%	↓ -4,16%	→ -0,06%	↓ -1,92%	→ -0,62%	↑ 0,08%	↓ -1,04%	↓ -0,58%	→ -0,68%	↓ -5,94%	↓ -16,81%
<b>TOTAL</b>	<b>↓ -1,91%</b>	<b>↑ 3,57%</b>	<b>↑ 3,26%</b>	<b>↓ -1,32%</b>	<b>↑ 1,38%</b>	<b>↓ -1,87%</b>	<b>→ 0,51%</b>	<b>↑ 2,24%</b>	<b>→ 0,87%</b>	<b>↑ 2,30%</b>	<b>→ -0,88%</b>	<b>→ 0,45%</b>	<b>↑ 8,74%</b>

TIPO	jan/22	fev/22	mar/22	abr/22	mai/22	jun/22	jul/22	ago/22	set/22	out/22	nov/22	dez/22	2022
RENTA FIXA	↓ -4,09%	↑ 5,32%	↑ 2,99%	↑ 0,57%	↑ 1,33%	↑ 0,38%	→ -0,65%	↑ 1,15%	↑ 1,35%	↑ 1,04%	→ 0,51%	↑ 2,28%	↑ 12,59%
RENTA VARIÁVEL	↑ 3,54%	→ -0,45%	↑ 3,92%	↓ -5,91%	↑ 1,52%	↓ -7,68%	↑ 3,76%	↑ 5,19%	→ -0,37%	↑ 5,59%	→ -4,37%	↓ -4,42%	→ -0,86%
<b>TOTAL</b>	<b>↓ -1,91%</b>	<b>↑ 3,57%</b>	<b>↑ 3,26%</b>	<b>↓ -1,32%</b>	<b>↑ 1,38%</b>	<b>↓ -1,87%</b>	<b>→ 0,51%</b>	<b>↑ 2,24%</b>	<b>→ 0,87%</b>	<b>↑ 2,30%</b>	<b>→ -0,88%</b>	<b>→ 0,45%</b>	<b>↑ 8,74%</b>

SUBTIPO	jan/22	fev/22	mar/22	abr/22	mai/22	jun/22	jul/22	ago/22	set/22	out/22	nov/22	dez/22	2022
RENTA FIXA	↓ -9,64%	↓ -55,60%	↓ -5,75%	↑ 2,98%	↑ 2,91%	↑ 2,22%	↑ 0,29%	↓ -17,93%	↑ -6,18%	↑ 1,26%	↑ 8,52%	↑ 2,39%	↓ -64,42%
TÍTULOS PÚBLICOS	↑ 6,40%	↑ 108,75%	↑ 6,39%	↑ 1,04%	↑ 0,91%	→ -0,87%	↑ 7,81%	↑ 3,51%	↑ 1,38%	↑ 1,38%	↓ -1,19%	↑ 2,30%	↑ 173,28%
AÇÕES	↑ 5,09%	→ -0,57%	↑ 5,53%	↓ -7,95%	↑ 2,16%	↓ -10,89%	↑ 5,56%	↑ 7,01%	→ -0,45%	↑ 7,25%	↓ -6,02%	↓ -2,09%	↑ 2,55%
CRÉDITO PRIVADO	↓ -1,48%	↓ -2,70%	→ -0,63%	↓ -16,34%	→ -0,04%	↓ -4,23%	↓ -2,30%	↓ -2,29%	↓ -3,01%	↓ -7,23%	↓ -3,56%	↑ 1,27%	↓ -36,01%
FIP	→ -0,03%	→ -0,03%	→ -0,02%	→ -2,19%	→ -0,02%	→ -2,19%	→ -0,02%	↑ 2,38%	→ -0,29%	↑ 3,54%	→ -0,02%	↓ -21,32%	↓ -18,80%
MULTIMERCADO	→ -0,19%	→ -0,49%	→ -0,21%	↑ 1,56%	→ -0,10%	↑ 0,10%	→ -0,62%	→ -0,47%	→ -0,16%	→ -0,22%	→ -0,25%	→ -0,28%	↓ -1,34%
IMOBILIÁRIO	→ -0,19%	↑ 0,05%	↑ 1,09%	→ -0,19%	→ -0,01%	↑ 1,09%	→ 0,00%	↑ 0,06%	→ 0,05%	→ -0,14%	→ -0,03%	↑ 0,13%	↑ 0,89%
<b>TOTAL</b>	<b>↓ -1,91%</b>	<b>↑ 3,57%</b>	<b>↑ 3,26%</b>	<b>↓ -1,32%</b>	<b>↑ 1,38%</b>	<b>↓ -1,87%</b>	<b>→ 0,51%</b>	<b>↑ 2,24%</b>	<b>→ 0,87%</b>	<b>↑ 2,30%</b>	<b>→ -0,88%</b>	<b>→ 0,45%</b>	<b>↑ 8,74%</b>

