

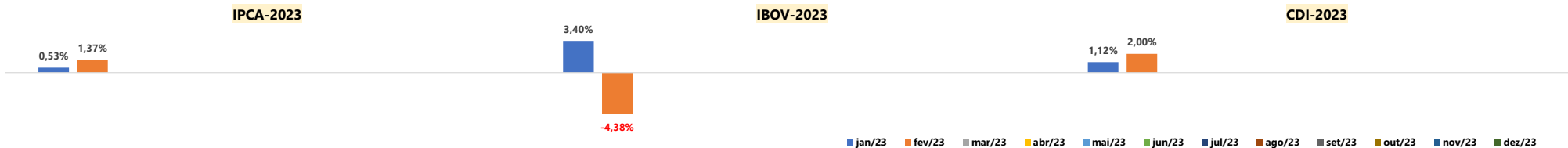
	LIQUIDOS	RENTAB. LIQUIDOS (1)	Δ% LIQUIDOS	ILÍQUIDOS	Δ ILÍQUIDOS (2)	PDD (3)	APORTE (4)	TOTAL (1+2+3+4)	TOTAL CARTEIRA	% Mensal	2023	IPCA + 4,93% (Meta Atuarial)	% Meta
dez/22	R\$ 1.273.361.445,58			R\$ 173.758.319,09					R\$ 1.447.119.764,67				
jan/23	R\$ 1.298.240.317,10	R\$ 20.639.217,49	↑ 1,62%	R\$ 168.164.721,89	R\$ -4.987.339,36	-	R\$ 3.633.396,19	R\$ 19.285.274,32	R\$ 1.466.405.038,99	↑ 1,33%	1,33%	0,93%	142,84%
fev/23	R\$ 1.288.478.141,36	R\$ -11.670.734,60	↓ -0,90%	R\$ 166.655.915,30	R\$ -33.026,13	-	R\$ 432.778,40	R\$ -11.270.982,33	R\$ 1.455.134.056,66	↓ -0,77%	0,55%	2,19%	25,33%
mar/23													
abr/23													
mai/23													
jun/23													
jul/23													
ago/23													
set/23													
out/23													
nov/23													
dez/23													
<b>TOTAL</b>	R\$ 1.288.478.141,36	R\$ 8.968.482,89	↑ 1,19%	R\$ 166.655.915,30	R\$ -5.020.365,49	-	R\$ 4.066.174,59	R\$ 8.014.291,99	R\$ 1.455.134.056,66	0,55%			25,33%

## Indicadores Mensais

■ jan/23 ■ fev/23 ■ mar/23 ■ abr/23 ■ mai/23 ■ jun/23 ■ jul/23 ■ ago/23 ■ set/23 ■ out/23 ■ nov/23 ■ dez/23

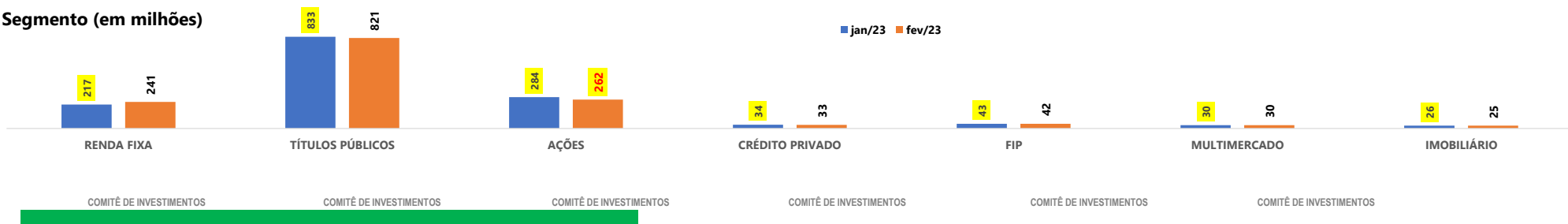


## Indicadores Acumulados 2022



## Segmento (em milhões)

■ jan/23 ■ fev/23



PATRIMÔNIO QUALITATIVO

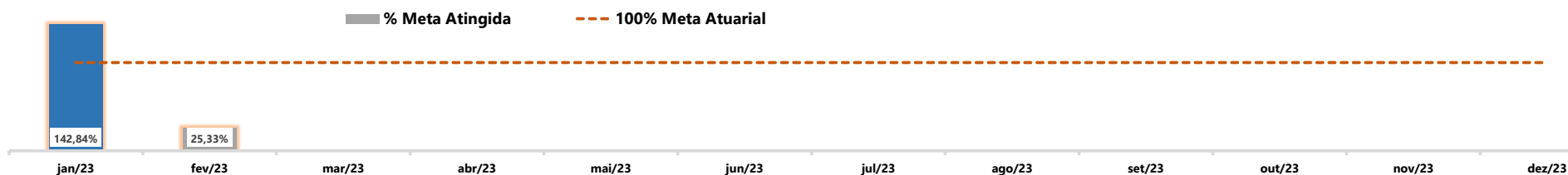
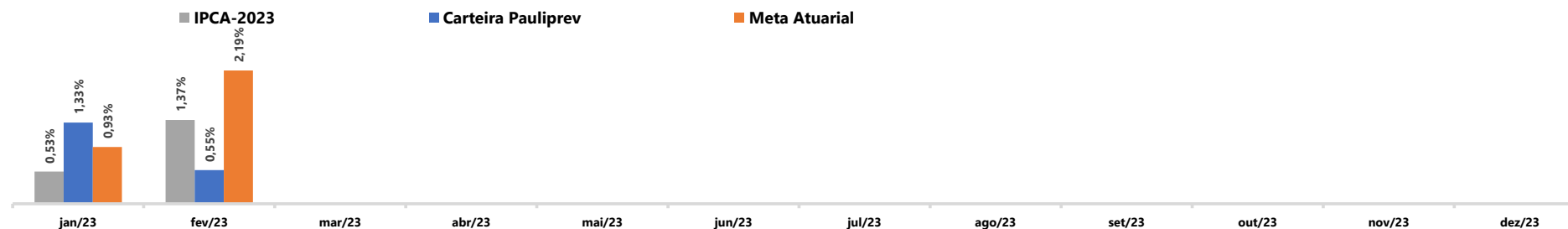
dez/22	LIQUIDEZ	jan/23	fev/23	Δ 2023	Δ%
1.273.361.446	LÍQUIDOS	1.298.240.317	1.288.478.141	15.116.696	1,19%
173.758.319	ILÍQUIDOS	168.164.722	166.655.915	-7.102.404	-4,09%
<b>1.447.119.765</b>	<b>TOTAL</b>	<b>1.466.405.039</b>	<b>1.455.134.057</b>	<b>8.014.292</b>	<b>0,55%</b>

dez/22	SUBTIPO	jan/23	fev/23	Δ 2023	Δ%
1.069.439.297	RENDA FIXA	1.084.428.087	1.095.084.893	25.645.597	2,40%
377.680.468	RENDA VARIÁVEL	381.976.952	360.049.163	-17.631.305	-4,67%
<b>1.447.119.765</b>	<b>TOTAL</b>	<b>1.466.405.039</b>	<b>1.455.134.057</b>	<b>8.014.292</b>	<b>0,55%</b>

dez/22	SUBTIPO	jan/23	fev/23	Δ 2023	Δ%
211.608.901	RENDA FIXA	217.330.684	240.548.527	28.939.625	13,68%
823.351.048	TÍTULOS PÚBLICOS	832.951.411	821.164.287	-2.186.761	-0,27%
274.550.319	AÇÕES	283.850.685	262.419.049	-12.131.271	-4,42%
34.479.347	CRÉDITO PRIVADO	34.145.992	33.372.080	-1.107.268	-3,21%
42.508.742	FIP	42.501.150	42.487.970	-20.773	-0,05%
35.008.702	MULTIMERCADO	30.037.081	29.943.314	-5.065.388	-14,47%
25.612.704	IMOBILIÁRIO	25.588.037	25.198.831	-413.873	-1,62%
<b>1.447.119.765</b>	<b>TOTAL</b>	<b>1.466.405.039</b>	<b>1.455.134.057</b>	<b>8.014.292</b>	<b>0,55%</b>



COMITÊ DE INVESTIMENTOS

COMITÊ DE INVESTIMENTOS

COMITÊ DE INVESTIMENTOS

COMITÊ DE INVESTIMENTOS

COMITÊ DE INVESTIMENTOS

COMITÊ DE INVESTIMENTOS

COMITÊ DE INVESTIMENTOS