



	LÍQUIDOS	RENTAB. LÍQUIDOS (1)	Δ% LÍQUIDOS	ILÍQUIDOS	Δ ILÍQUIDOS (2)	PDD (3)	APORTE (4)	TOTAL (1+2+3+4)	TOTAL CARTEIRA	% Mensal	2023	IPCA + 4,93% (Meta Atuarial)	% Meta
dez/22	R\$ 1.273.361.445,58			R\$ 173.758.319,09					R\$ 1.447.119.764,67				
jan/23	R\$ 1.298.240.317,10	R\$ 20.639.217,49 ↑	1,62%	R\$ 168.164.721,89	R\$ -4.987.339,36	-	R\$ 3.633.396,19	R\$ 19.285.274,32	R\$ 1.466.405.038,99 ↑	1,33% ↑	1,33%	0,93%	142,84%
fev/23	R\$ 1.288.478.141,36	R\$ -11.670.734,60 ↓	-0,90%	R\$ 166.655.915,30	R\$ -33.026,13	-	R\$ 432.778,40	R\$ -11.270.982,33	R\$ 1.455.134.056,66 ↓	-0,77% ↓	0,55%	2,19%	25,33%
mar/23	R\$ 1.296.065.873,35	R\$ 4.487.263,04 →	0,35%	R\$ 166.206.416,06	R\$ -153.778,23	-	R\$ 2.804.747,94	R\$ 7.138.232,75	R\$ 1.462.272.289,41 →	0,49% ↑	1,05%	3,33%	31,45%
abr/23													
mai/23													
jun/23													
jul/23													
ago/23													
set/23													
out/23													
nov/23													
dez/23													
TOTAL	R\$ 1.296.065.873,35	R\$ 13.455.745,93 ↑	1,78%	R\$ 166.206.416,06	R\$ -5.174.143,72	-	R\$ 6.870.922,53	R\$ 15.152.524,74	R\$ 1.462.272.289,41 ↑	1,05%			31,45%

Indicadores Mensais

■ jan/23 ■ fev/23 ■ mar/23 ■ abr/23 ■ mai/23 ■ jun/23 ■ jul/23 ■ ago/23 ■ set/23 ■ out/23 ■ nov/23 ■ dez/23

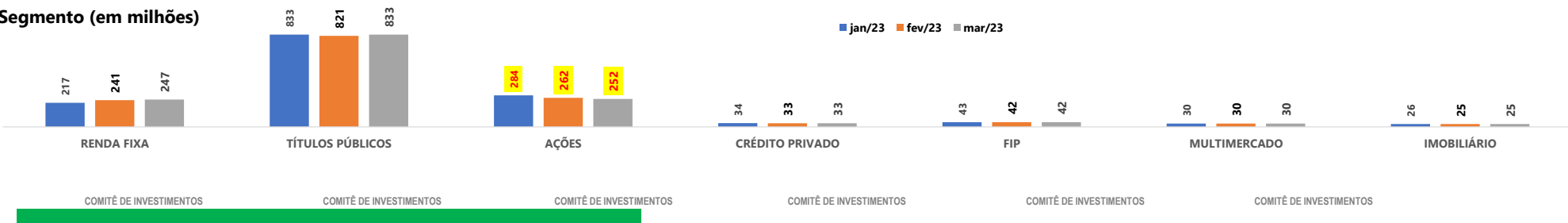


Indicadores Acumulados 2022



Segmento (em milhões)

■ jan/23 ■ fev/23 ■ mar/23



COMITÊ DE INVESTIMENTOS

COMITÊ DE INVESTIMENTOS

COMITÊ DE INVESTIMENTOS

COMITÊ DE INVESTIMENTOS

COMITÊ DE INVESTIMENTOS

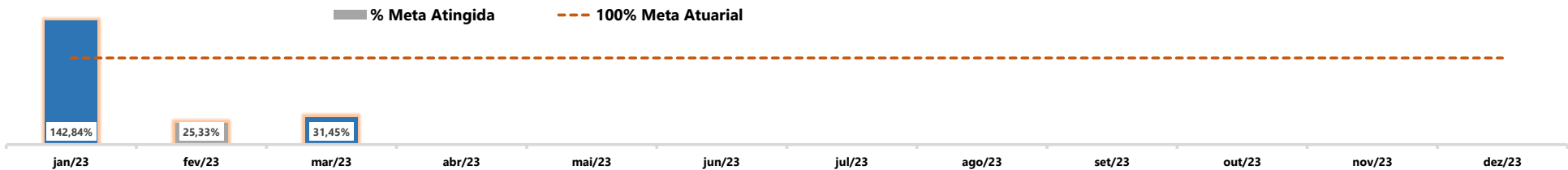
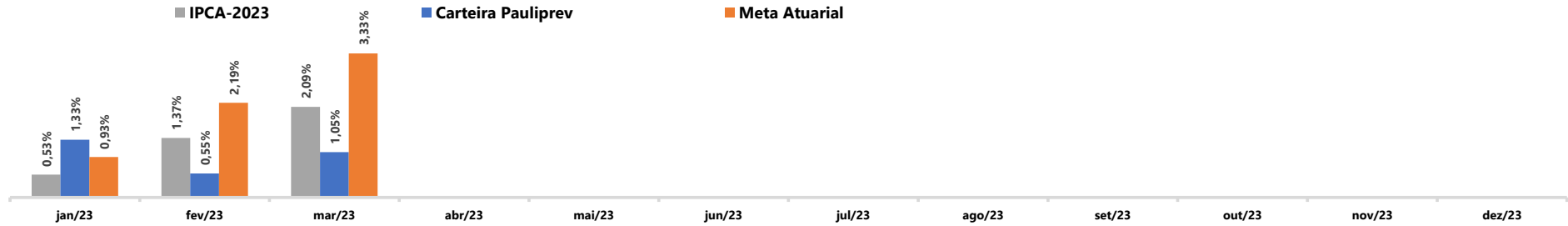
COMITÊ DE INVESTIMENTOS

PATRIMÔNIO QUALITATIVO

dez/22	LIQUIDEZ	jan/23	fev/23	mar/23	Δ 2023	Δ% 2022
1.273.361.446	LIQUIDOS	1.298.240.317	1.288.478.141	1.296.065.873	22.704.428	↑ 1,78%
173.758.319	ILÍQUIDOS	168.164.722	166.655.915	166.206.416	-7.551.903	↓ -4,35%
1.447.119.765	TOTAL	1.466.405.039	1.455.134.057	1.462.272.289	15.152.525	↑ 1,05%

dez/22	SUBTIPO	jan/23	fev/23	mar/23	Δ 2023	Δ% 2022
1.069.439.297	RENTA FIXA	1.084.428.087	1.095.084.893	1.112.934.049	43.494.752	↑ 4,07%
377.680.468	RENTA VARIÁVEL	381.976.952	360.049.163	349.338.240	-28.342.227	↓ -7,50%
1.447.119.765	TOTAL	1.466.405.039	1.455.134.057	1.462.272.289	15.152.525	↑ 1,05%

dez/22	SUBTIPO	jan/23	fev/23	mar/23	Δ 2023	Δ% 2022
211.608.901	RENTA FIXA	217.330.684	240.548.527	246.562.226	34.953.324	↑ 16,52%
823.351.048	TÍTULOS PÚBLICOS	832.951.411	821.164.287	833.157.833	9.806.785	↑ 1,19%
274.550.319	AÇÕES	283.850.685	262.419.049	251.850.202	-22.700.117	↓ -8,27%
34.479.347	CRÉDITO PRIVADO	34.145.992	33.372.080	33.213.990	-1.265.357	↓ -3,67%
42.508.742	FIP	42.501.150	42.487.970	42.455.004	-53.738	→ -0,13%
35.008.702	MULTIMERCADO	30.037.081	29.943.314	29.851.378	-5.157.324	↓ -14,73%
25.612.704	IMOBILIÁRIO	25.588.037	25.198.831	25.181.656	-431.048	↓ -1,68%
1.447.119.765	TOTAL	1.466.405.039	1.455.134.057	1.462.272.289	15.152.525	↑ 1,05%



COMITÊ DE INVESTIMENTOS

COMITÊ DE INVESTIMENTOS

COMITÊ DE INVESTIMENTOS

COMITÊ DE INVESTIMENTOS

COMITÊ DE INVESTIMENTOS

COMITÊ DE INVESTIMENTOS

COMITÊ DE INVESTIMENTOS