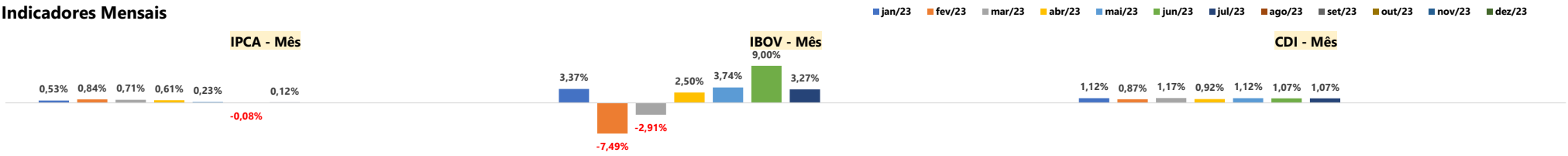
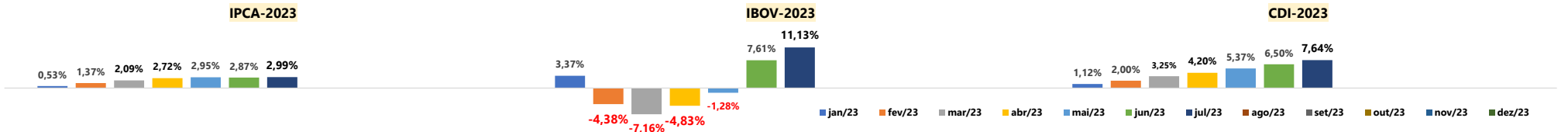


	LÍQUIDOS	RENTAB. LÍQUIDOS (1)	Δ% LÍQUIDOS	ILÍQUIDOS	Δ ILÍQUIDOS (2)	PDD (3)	APORTE (4)	TOTAL (1+2+3+4)	TOTAL CARTEIRA	% Mensal	2023	IPCA + 4,93% (Meta Atuarial)	% Meta
dez/22	R\$ 1.273.361.445,58			R\$ 173.758.319,09					R\$ 1.447.119.764,67				
jan/23	R\$ 1.298.240.317,10	R\$ 20.639.217,49	1,62%	R\$ 166.164.721,89	R\$ -4.987.339,36	-	R\$ 3.633.396,19	R\$ 19.285.274,32	R\$ 1.466.405.038,99	1,33%	1,33%	0,93%	142,84%
fev/23	R\$ 1.288.478.141,36	R\$ -11.670.734,60	-0,90%	R\$ 166.655.915,30	R\$ -33.026,13	-	R\$ 432.778,40	R\$ -11.270.982,33	R\$ 1.455.134.056,66	-0,77%	0,55%	2,19%	25,33%
mar/23	R\$ 1.296.065.873,35	R\$ 4.487.263,04	0,35%	R\$ 166.206.416,06	R\$ -153.778,23	-	R\$ 2.804.747,94	R\$ 7.138.232,75	R\$ 1.462.272.289,41	0,49%	1,05%	3,33%	31,45%
abr/23	R\$ 1.311.090.619,36	R\$ 12.405.904,80	0,96%	R\$ 165.532.453,67	R\$ -673.962,39	-	R\$ 2.618.841,21	R\$ 14.350.783,62	R\$ 1.476.623.073,03	0,98%	2,04%	4,38%	46,57%
mai/23	R\$ 1.333.987.081,82	R\$ 21.388.303,50	1,63%	R\$ 165.105.954,49	R\$ -426.499,18	-	R\$ 1.508.158,96	R\$ 22.469.963,28	R\$ 1.499.093.036,31	1,52%	3,59%	5,04%	71,29%
jun/23	R\$ 1.365.998.953,24	R\$ 27.260.552,11	2,04%	R\$ 160.509.432,47	R\$ -2.351.351,31	-	R\$ 2.506.148,60	R\$ 27.415.349,40	R\$ 1.526.508.385,71	1,83%	5,49%	5,38%	102,04%
jul/23	R\$ 1.383.343.408,25	R\$ 15.606.297,54	1,14%	R\$ 159.390.750,56	R\$ -601.170,14	-	R\$ 1.220.645,70	R\$ 16.225.773,10	R\$ 1.542.734.158,81	1,06%	6,61%	5,93%	111,49%
ago/23													
set/23													
out/23													
nov/23													
dez/23													
TOTAL	R\$ 1.383.343.408,25	R\$ 90.116.803,88	8,64%	R\$ 159.390.750,56	R\$ -9.227.126,74	-	R\$ 14.724.717,00	R\$ 95.614.394,14	R\$ 1.542.734.158,81	6,61%			111,49%

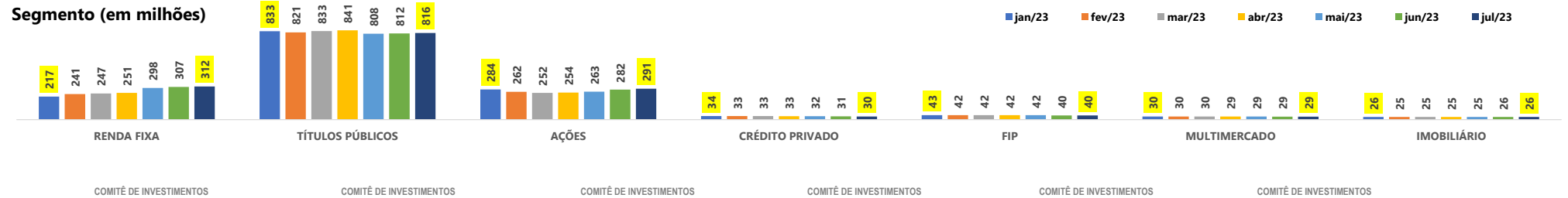
Indicadores Mensais



Indicadores Acumulados 2023



Segmento (em milhões)



COMITÊ DE INVESTIMENTOS

COMITÊ DE INVESTIMENTOS

COMITÊ DE INVESTIMENTOS

COMITÊ DE INVESTIMENTOS

COMITÊ DE INVESTIMENTOS

COMITÊ DE INVESTIMENTOS

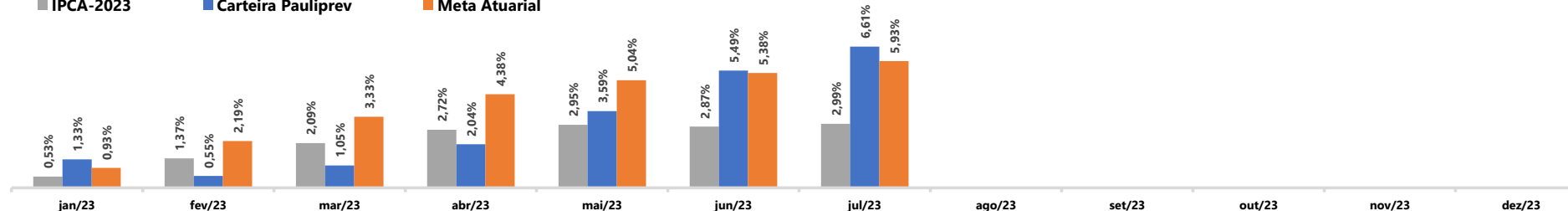
PATRIMÔNIO QUALITATIVO

dez/22	LIQUIDEZ	jan/23	fev/23	mar/23	abr/23	mai/23	jun/23	jul/23	Δ 2023	Δ% 2022
1.273.361.446	LÍQUIDOS	1.298.240.317	1.288.478.141	1.296.065.873	1.311.090.619	1.333.987.082	1.365.998.953	1.383.343.408	109.981.963	↑ 8,64%
377.680.468	ILÍQUIDOS	168.164.722	166.655.915	166.206.416	165.532.454	165.105.954	160.509.432	159.390.751	-14.367.569	↓ -8,27%
1.447.119.765	TOTAL	1.466.405.039	1.455.134.057	1.462.272.289	1.476.623.073	1.499.093.036	1.526.508.386	1.542.734.159	95.614.394	↑ 6,61%

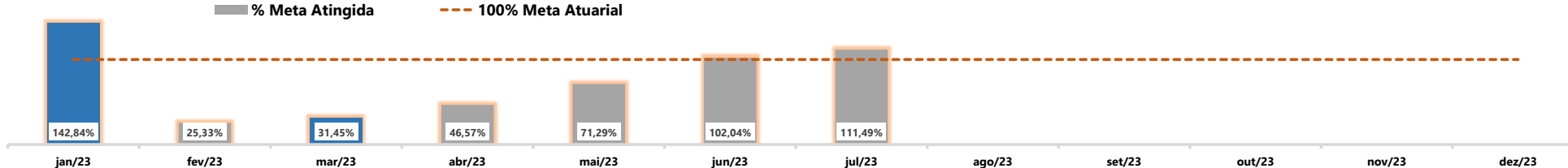
dez/22	SUBTIPO	jan/23	fev/23	mar/23	abr/23	mai/23	jun/23	jul/23	Δ 2023	Δ% 2022
1.069.439.297	RENDA FIXA	1.084.428.087	1.095.084.893	1.112.934.049	1.125.163.162	1.138.959.113	1.149.873.989	1.157.398.550	87.959.253	↑ 8,22%
377.680.468	RENDA VARIÁVEL	381.976.952	360.049.163	349.338.240	351.459.911	360.133.923	376.634.397	385.335.609	7.655.141	↑ 2,03%
1.447.119.765	TOTAL	1.466.405.039	1.455.134.057	1.462.272.289	1.476.623.073	1.499.093.036	1.526.508.386	1.542.734.159	95.614.394	↑ 6,61%

dez/22	SUBTIPO	jan/23	fev/23	mar/23	abr/23	mai/23	jun/23	jul/23	Δ 2023	Δ% 2022
211.608.901	RENDA FIXA	217.330.684	240.548.527	246.562.226	251.423.050	298.234.534	307.266.512	311.622.172	100.013.271	↑ 47,26%
823.351.048	TÍTULOS PÚBLICOS	832.951.411	821.164.287	833.157.833	840.820.097	808.291.371	811.840.944	815.524.230	-7.826.818	→ -0,95%
274.550.319	AÇÕES	283.850.685	262.419.049	251.850.202	254.431.906	263.163.053	282.256.765	291.059.608	16.509.289	↑ 6,01%
34.479.347	CRÉDITO PRIVADO	34.145.992	33.372.080	33.213.990	32.920.016	32.433.208	30.766.533	30.252.147	-4.227.200	↓ -12,26%
42.508.742	FIP	42.501.150	42.487.970	42.455.004	42.434.238	42.425.191	39.724.138	39.716.117	-2.792.625	↓ -6,57%
35.008.702	MULTIMERCADO	30.037.081	29.943.314	29.851.378	29.416.970	29.388.082	28.801.217	28.756.528	-6.252.174	↓ -17,86%
25.612.704	IMOBILIÁRIO	25.588.037	25.198.831	25.181.656	25.176.797	25.157.598	25.852.277	25.803.356	190.652	→ 0,74%
1.447.119.765	TOTAL	1.466.405.039	1.455.134.057	1.462.272.289	1.476.623.073	1.499.093.036	1.526.508.386	1.542.734.159	95.614.394	↑ 6,61%

■ IPCA-2023 ■ Carteira Pauliprev ■ Meta Atuarial



■ % Meta Atingida - - - 100% Meta Atuarial



COMITÊ DE INVESTIMENTOS

COMITÊ DE INVESTIMENTOS

COMITÊ DE INVESTIMENTOS

COMITÊ DE INVESTIMENTOS

COMITÊ DE INVESTIMENTOS

COMITÊ DE INVESTIMENTOS

COMITÊ DE INVESTIMENTOS