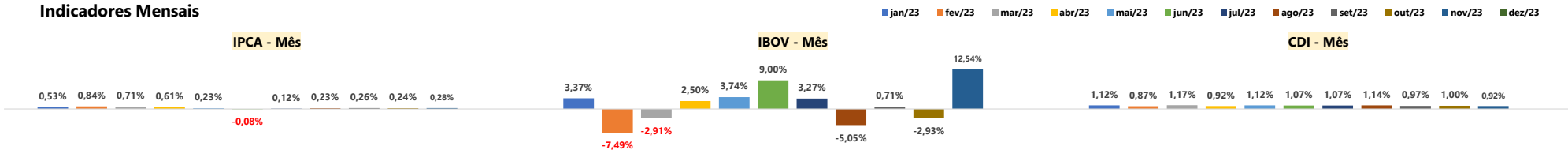
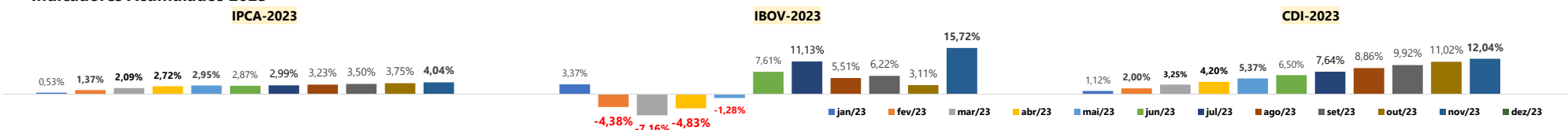
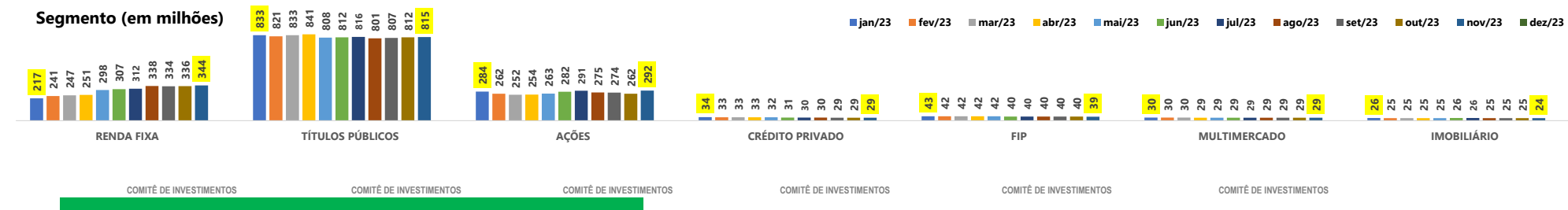


	LÍQUIDOS	RENTAB. LÍQUIDOS (1)	Δ% LÍQUIDOS	ILÍQUIDOS	Δ ILÍQUIDOS (2)	PDD (3)	APORTE (4)	TOTAL (1+2+3+4)	TOTAL CARTEIRA	% Mensal	2023	IPCA + 4,93% (Meta Atuarial)	% Meta
dez/22	R\$ 1.273.361.445,58			R\$ 173.758.319,09					R\$ 1.447.119.764,67				
jan/23	R\$ 1.298.240.317,10	R\$ 20.639.217,49	1,62%	R\$ 168.164.721,89	R\$ -10.279,04	R\$ -4.971.621,74	R\$ 3.627.957,61	R\$ 19.285.274,32	R\$ 1.466.405.038,99	1,33%	1,33%	0,93%	142,84%
fev/23	R\$ 1.288.478.141,36	R\$ -11.670.734,60	-0,90%	R\$ 166.655.915,30	R\$ -30.433,78	R\$ -	R\$ 430.186,05	R\$ -11.270.982,33	R\$ 1.455.134.056,66	-0,77%	0,55%	2,19%	25,33%
mar/23	R\$ 1.296.065.873,35	R\$ 4.487.263,04	0,35%	R\$ 166.206.416,06	R\$ -151.040,28	R\$ -	R\$ 2.802.009,99	R\$ 7.138.232,75	R\$ 1.462.272.289,41	0,49%	1,05%	3,33%	31,45%
abr/23	R\$ 1.311.090.619,36	R\$ 12.405.904,80	0,96%	R\$ 165.532.453,67	R\$ -658.662,17	R\$ -	R\$ 2.603.540,99	R\$ 14.350.783,62	R\$ 1.476.623.073,03	0,98%	2,04%	4,38%	46,57%
mai/23	R\$ 1.333.987.081,82	R\$ 21.388.303,50	1,63%	R\$ 165.105.954,49	R\$ -423.443,75	R\$ -	R\$ 1.505.103,53	R\$ 22.469.963,28	R\$ 1.499.093.036,31	1,52%	3,59%	5,04%	71,29%
jun/23	R\$ 1.365.998.953,24	R\$ 27.260.552,11	2,04%	R\$ 160.509.432,47	R\$ -2.348.632,70	R\$ -	R\$ 2.503.429,99	R\$ 27.415.349,40	R\$ 1.526.508.385,71	1,83%	5,49%	5,38%	102,04%
jul/23	R\$ 1.383.343.408,25	R\$ 15.606.297,54	1,14%	R\$ 159.390.750,56	R\$ -549.864,14	R\$ -	R\$ 1.169.339,70	R\$ 16.225.773,10	R\$ 1.542.734.158,81	1,06%	6,61%	5,93%	111,49%
ago/23	R\$ 1.380.335.258,69	R\$ -7.787.571,28	-0,56%	R\$ 156.334.988,47	R\$ -126.222,86	R\$ -	R\$ 1.849.882,49	R\$ -6.063.911,65	R\$ 1.536.670.247,16	-0,39%	6,19%	6,60%	93,81%
set/23	R\$ 1.382.140.038,81	R\$ 6.964.328,50	0,50%	R\$ 154.859.569,92	R\$ -1.366.263,90	R\$ -	R\$ -5.268.703,03	R\$ 329.361,57	R\$ 1.536.999.608,73	0,02%	6,21%	7,30%	85,04%
out/23	R\$ 1.378.902.375,79	R\$ -4.046.369,12	-0,29%	R\$ 153.645.260,73	R\$ -1.211.356,41	R\$ -	R\$ 805.753,32	R\$ -4.451.972,21	R\$ 1.532.547.636,52	-0,29%	5,90%	8,00%	73,84%
nov/23	R\$ 1.419.190.984,67	R\$ 36.253.780,74	2,63%	R\$ 152.557.395,75	R\$ -667.388,41	R\$ -	R\$ 3.614.351,67	R\$ 39.200.744,00	R\$ 1.571.748.380,52	2,56%	8,61%	8,73%	98,65%
dez/23													
TOTAL	R\$ 1.419.190.984,67	R\$ 121.500.972,72	11,45%	R\$ 152.557.395,75	R\$ -7.543.587,44	R\$ -4.971.621,74	R\$ 15.642.852,31	R\$ 124.628.615,85	R\$ 1.571.748.380,52	8,61%			98,65%

Indicadores Mensais

Indicadores Acumulados 2023

Segmento (em milhões)


PATRIMÔNIO QUALITATIVO

dez/22	LIQUIDEZ	jan/23	fev/23	mar/23	abr/23	mai/23	jun/23	jul/23	ago/23	set/23	out/23	nov/23	Δ 2023	Δ% 2022
1.273.361.446	LÍQUIDOS	1.298.240.317	1.288.478.141	1.296.065.873	1.311.090.619	1.333.987.082	1.365.998.953	1.383.343.408	1.380.335.259	1.382.140.039	1.378.902.376	1.419.190.985	145.829.539	↑ 11,45%
173.758.319	ILÍQUIDOS	168.164.722	166.655.915	166.206.416	165.532.454	165.105.954	160.509.432	159.390.751	156.334.988	154.859.570	153.645.261	152.557.396	-21.200.923	↓ -12,20%
1.447.119.765	TOTAL	1.466.405.039	1.455.134.057	1.462.272.289	1.476.623.073	1.499.093.036	1.526.508.386	1.542.734.159	1.536.670.247	1.536.999.609	1.532.547.637	1.571.748.380	124.628.616	↑ 8,61%

dez/22	SUBTIPO	jan/23	fev/23	mar/23	abr/23	mai/23	jun/23	jul/23	ago/23	set/23	out/23	nov/23	Δ 2023	Δ% 2022
1.069.439.297	RENTA FIXA	1.084.428.087	1.095.084.893	1.112.934.049	1.125.163.162	1.138.959.113	1.149.873.989	1.157.398.550	1.168.567.001	1.170.060.066	1.177.268.949	1.187.062.325	117.623.028	↑ 11,00%
377.680.468	RENTA VARIÁVEL	381.976.952	360.049.163	349.338.240	351.459.911	360.133.923	376.634.397	385.335.609	368.103.246	366.939.543	355.278.688	384.686.056	7.005.588	↑ 1,85%
1.447.119.765	TOTAL	1.466.405.039	1.455.134.057	1.462.272.289	1.476.623.073	1.499.093.036	1.526.508.386	1.542.734.159	1.536.670.247	1.536.999.609	1.532.547.637	1.571.748.380	124.628.616	↑ 8,61%

dez/22	SUBTIPO	jan/23	fev/23	mar/23	abr/23	mai/23	jun/23	jul/23	ago/23	set/23	out/23	nov/23	Δ 2023	Δ% 2022
211.608.901	RENTA FIXA	217.330.684	240.548.527	246.562.226	251.423.050	298.234.534	307.266.512	311.622.172	337.572.945	334.300.507	336.070.048	343.694.509	132.085.607	↑ 62,42%
823.351.048	TÍTULOS PÚBLICOS	832.951.411	821.164.287	833.157.833	840.820.097	808.291.371	811.840.944	815.524.230	801.138.746	806.574.837	812.119.010	814.549.136	-8.801.913	↓ -1,07%
274.550.319	AÇÕES	283.850.685	262.419.049	251.850.202	254.431.906	263.163.053	282.256.765	291.059.608	274.723.236	274.084.971	262.487.974	292.374.701	17.824.381	↑ 6,49%
34.479.347	CRÉDITO PRIVADO	34.145.992	33.372.080	33.213.990	32.920.016	32.433.208	30.766.533	30.252.147	29.855.311	29.184.723	29.079.891	28.818.680	-5.660.667	↓ -16,42%
42.508.742	FIP	42.501.150	42.487.970	42.455.004	42.434.238	42.425.191	39.724.138	39.716.117	39.708.193	39.657.050	39.649.154	39.320.667	-3.188.076	↓ -7,50%
35.008.702	MULTIMERCADO	30.037.081	29.943.314	29.851.378	29.416.970	29.388.082	28.801.217	28.756.528	28.695.637	28.660.770	28.595.349	28.526.135	-6.482.567	↓ -18,52%
25.612.704	IMOBILIÁRIO	25.588.037	25.198.831	25.181.656	25.176.797	25.157.598	25.852.277	25.803.356	24.976.180	24.536.751	24.546.210	24.464.553	-1.148.150	↓ -4,48%
1.447.119.765	TOTAL	1.466.405.039	1.455.134.057	1.462.272.289	1.476.623.073	1.499.093.036	1.526.508.386	1.542.734.159	1.536.670.247	1.536.999.609	1.532.547.637	1.571.748.380	124.628.616	↑ 8,61%

