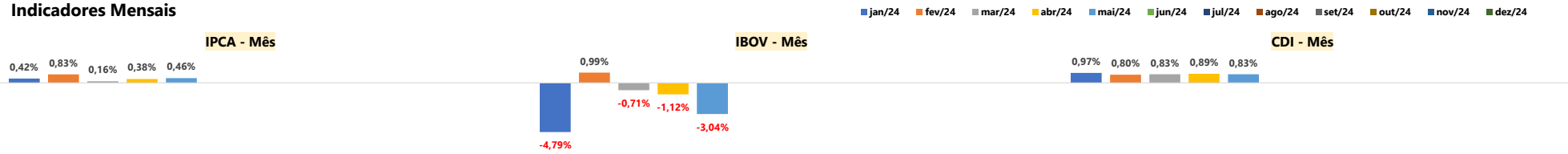
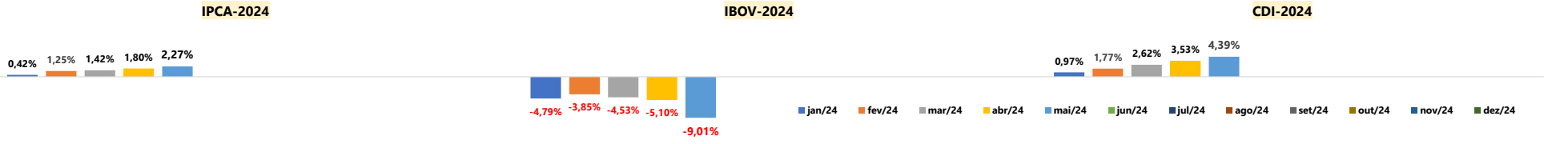


	LIQUIDOS	RENTAB. LIQUIDOS (1)	Δ% LIQUIDOS	ILÍQUIDOS	Δ ILÍQUIDOS (2)	PDD (3)	APORTE (4)	TOTAL (1+2+3+4)	TOTAL CARTEIRA	% Mensal	2024	IPCA + 4,93% (Meta Atuarial)	% Meta
dez/23	R\$ 1.441.544.124,50			R\$ 148.315.774,70					R\$ 1.589.859.899,20				
jan/24	R\$ 1.462.229.273,35	R\$ -1.156.166,90	-0,08%	R\$ 142.890.191,57	R\$ -152.051,14		R\$ -2.547.844,62	R\$ 19.115.628,38	R\$ 15.259.565,72	0,96%	0,96%	0,82%	117,05%
fev/24	R\$ 1.480.524.243,34	R\$ 19.012.051,75	1,30%	R\$ 142.327.685,18	R\$ 265.050,42		R\$ -822.732,67	R\$ -719.905,90	R\$ 17.732.463,60	1,10%	2,08%	2,07%	100,35%
mar/24	R\$ 1.492.408.501,40	R\$ 10.091.092,85	0,68%	R\$ 138.535.393,27	R\$ 245.448,92		R\$ -3.746.284,57	R\$ 1.501.708,95	R\$ 8.091.966,15	0,50%	2,58%	2,64%	97,81%
abr/24	R\$ 1.491.929.453,45	R\$ -4.744.412,53	-0,32%	R\$ 135.807.751,91	R\$ -233.856,86		-	R\$ 1.771.580,08	R\$ -3.206.689,31	-0,20%	2,38%	3,45%	69,12%
mai/24	R\$ 1.493.802.298,13	R\$ -2.958.307,38	-0,20%	R\$ 135.310.013,80	R\$ -46.402,41		-	R\$ 4.379.816,36	R\$ 1.375.106,57	0,08%	2,47%	4,34%	56,88%
jun/24													
jul/24													
ago/24													
set/24													
out/24													
nov/24													
dez/24													
<b>TOTAL</b>	R\$ 1.493.802.298,13	R\$ 20.244.257,79	3,63%	R\$ 135.310.013,80	R\$ 76.188,93		R\$ -7.116.861,86	R\$ 26.048.827,87	R\$ 39.252.412,73	2,47%			56,88%


Indicadores Mensais



Indicadores Acumulados 2024



Segmento (em milhões)



PATRIMÔNIO QUALITATIVO

dez/23	LIQUIDEZ	jan/24	fev/24	mar/24	abr/24	mai/24	Δ 2024	Δ% 2023
1.441.544.125	LÍQUIDOS	1.462.229.273	1.480.524.243	1.492.408.501	1.491.929.453	1.493.802.298	52.258.174	↑ 3,63%
148.315.775	ILÍQUIDOS	142.890.192	142.327.685	138.535.393	135.807.752	135.310.014	-13.005.761	↓ -8,77%
<b>1.589.859.899</b>	<b>TOTAL</b>	<b>1.605.119.465</b>	<b>1.622.851.929</b>	<b>1.630.943.895</b>	<b>1.627.737.205</b>	<b>1.629.112.312</b>	<b>39.252.413</b>	<b>↑ 2,47%</b>

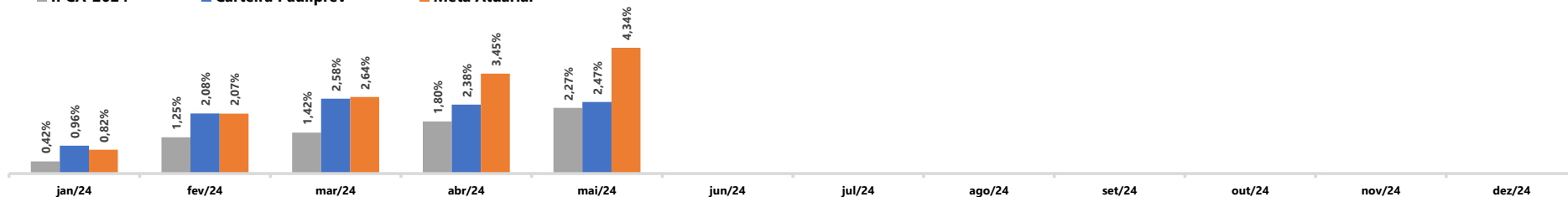
  

dez/23	SUBTIPO	jan/24	fev/24	mar/24	abr/24	mai/24	Δ 2024	Δ% 2023
1.187.037.600	RENTA FIXA	1.215.614.131	1.229.728.053	1.238.638.677	1.247.599.989	1.259.459.572	72.421.972	↑ 6,10%
402.822.300	RENTA VARIÁVEL	389.505.334	393.123.876	392.305.218	380.137.216	369.652.740	-33.169.560	↓ -8,23%
<b>1.589.859.899</b>	<b>TOTAL</b>	<b>1.605.119.465</b>	<b>1.622.851.929</b>	<b>1.630.943.895</b>	<b>1.627.737.205</b>	<b>1.629.112.312</b>	<b>39.252.413</b>	<b>↑ 2,47%</b>

dez/23	SUBTIPO	jan/24	fev/24	mar/24	abr/24	mai/24	Δ 2024	Δ% 2023
336.596.667	RENTA FIXA	358.740.679	381.512.868	382.850.584	386.080.635	393.980.153	57.383.486	↑ 17,05%
821.247.199	TÍTULOS PÚBLICOS	829.590.335	820.982.197	829.091.867	834.999.346	839.054.522	17.807.324	↑ 2,17%
310.254.290	AÇÕES	297.866.142	302.328.087	301.531.084	289.399.784	279.358.213	-30.896.077	↓ -9,96%
29.193.734	CRÉDITO PRIVADO	27.283.118	27.232.988	26.696.226	26.520.008	26.424.896	-2.768.838	↓ -9,48%
39.660.155	FIP	39.651.004	38.823.961	38.818.314	38.812.526	38.805.847	-854.308	↓ -2,15%
28.469.808	MULTIMERCADO	28.431.065	28.414.595	28.395.902	28.378.384	28.359.282	-110.526	↓ -0,39%
24.438.047	IMOBILIÁRIO	23.557.123	23.557.233	23.559.919	23.546.522	23.129.399	-1.308.648	↓ -5,35%
<b>1.589.859.899</b>	<b>TOTAL</b>	<b>1.605.119.465</b>	<b>1.622.851.929</b>	<b>1.630.943.895</b>	<b>1.627.737.205</b>	<b>1.629.112.312</b>	<b>39.252.413</b>	<b>↑ 2,47%</b>

■ IPCA-2024 ■ Carteira Pauliprev ■ Meta Atuarial



■ % Meta Atingida --- 100% Meta Atuarial



COMITÊ DE INVESTIMENTOS

COMITÊ DE INVESTIMENTOS

COMITÊ DE INVESTIMENTOS

COMITÊ DE INVESTIMENTOS

COMITÊ DE INVESTIMENTOS

COMITÊ DE INVESTIMENTOS

COMITÊ DE INVESTIMENTOS