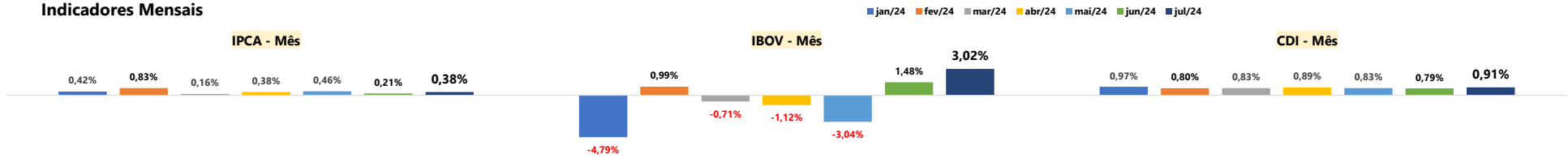
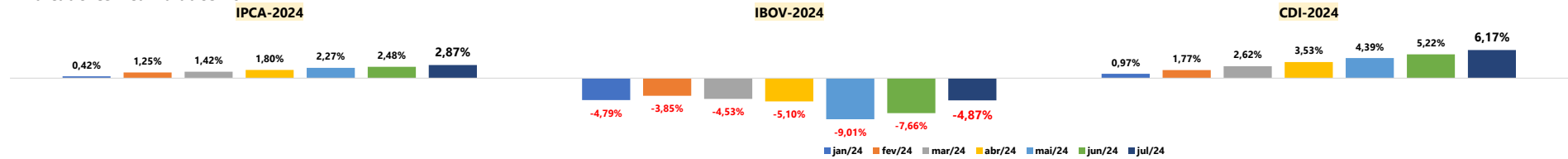


	LÍQUIDOS	RENTAB. LÍQUIDOS (1)	Δ LÍQUIDOS	ILÍQUIDOS	Δ ILÍQUIDOS (2)	PDD (3)	APORTE (4)	TOTAL (1+2+3+4)	TOTAL CARTEIRA	% Mensal	2024	IPCA + 4,93% (Meta Atuarial)	% Meta
dez/23	R\$ 1.441.544.124,50			R\$ 148.315.774,70					R\$ 1.589.859.899,20				
jan/24	R\$ 1.462.229.273,35	R\$ -1.156.166,90 ↓	-0,08%	R\$ 142.890.191,57	R\$ -152.051,14 ↓	R\$ -2.547.844,62	R\$ 19.115.628,38	R\$ 15.259.565,72	R\$ 1.605.119.464,92	0,96%	0,96%	0,82%	117,05%
fev/24	R\$ 1.480.524.243,34	R\$ 19.012.051,75 ↑	1,30%	R\$ 142.327.685,18	R\$ 263.050,42	R\$ -822.732,67	R\$ -719.905,90	R\$ 17.732.463,60	R\$ 1.622.851.928,52	1,10%	2,08%	2,07%	100,35%
mar/24	R\$ 1.492.408.501,40	R\$ 10.091.092,85 ↑	0,68%	R\$ 138.535.393,27	R\$ 245.448,92	R\$ -3.746.284,57	R\$ 1.501.708,95	R\$ 8.091.966,15	R\$ 1.630.943.894,67	0,50%	2,58%	2,64%	97,81%
abr/24	R\$ 1.491.929.453,45	R\$ -4.744.412,53 ↓	-0,32%	R\$ 135.807.751,91	R\$ -233.856,86	-	R\$ 1.771.580,08	R\$ -3.206.689,31	R\$ 1.627.737.205,36	-0,20%	2,38%	3,45%	69,12%
mai/24	R\$ 1.493.802.298,13	R\$ -2.958.307,38 ↓	-0,20%	R\$ 135.310.013,80	R\$ -46.402,41	-	R\$ 4.379.816,36	R\$ 1.375.106,57	R\$ 1.629.112.311,93	0,08%	2,47%	4,34%	56,88%
jun/24	R\$ 1.541.863.658,18	R\$ 11.396.254,10 ↑	0,76%	R\$ 134.751.090,92	R\$ -525.082,83	-	R\$ 36.631.265,90	R\$ 47.502.437,17	R\$ 1.676.614.749,10	2,92%	5,46%	4,98%	109,58%
jul/24	R\$ 1.576.298.231,18	R\$ 24.969.889,32 ↑	1,62%	R\$ 134.391.225,94	R\$ -276.509,87	-	R\$ 9.381.328,57	R\$ 34.074.708,02	R\$ 1.710.689.457,12	2,03%	7,60%	5,80%	130,99%
TOTAL	R\$ 1.576.298.231,18	R\$ 56.610.401,21 ↑	9,35%	R\$ 134.391.225,94	R\$ -725.403,77	R\$ -7.116.861,86	R\$ 72.061.422,34	R\$ 120.829.557,92	R\$ 1.710.689.457,12	7,60%			130,99%

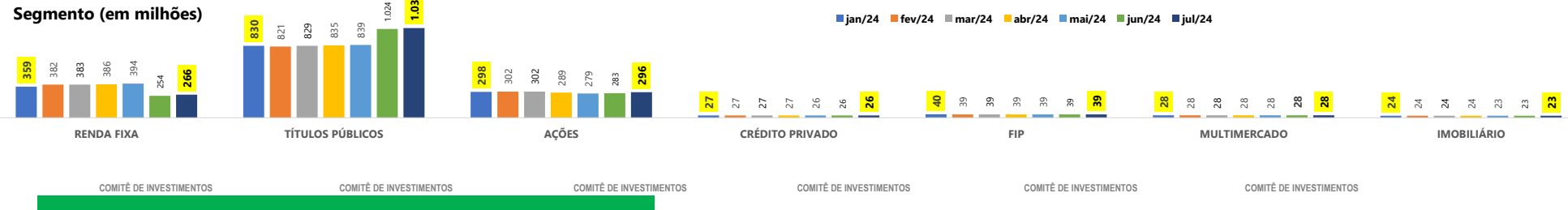
Indicadores Mensais



Indicadores Acumulados 2024



Segmento (em milhões)



PATRIMÔNIO QUALITATIVO

dez/23	LIQUIDEZ	jan/24	fev/24	mar/24	abr/24	mai/24	jun/24	jul/24	Δ 2024	Δ% 2023
1.441.544.125	LIQUIDOS	1.462.229.273	1.480.524.243	1.492.408.501	1.491.929.453	1.493.802.298	1.541.863.658	1.576.298.231	134.754.107	↑ 9,35%
148.315.775	ILÍQUIDOS	142.890.192	142.327.685	138.535.393	135.807.752	135.310.014	134.751.091	134.391.226	-13.924.549	↓ -9,39%
<b>1.589.859.899</b>	<b>TOTAL</b>	<b>1.605.119.465</b>	<b>1.622.851.929</b>	<b>1.630.943.895</b>	<b>1.627.737.205</b>	<b>1.629.112.312</b>	<b>1.676.614.749</b>	<b>1.710.689.457</b>	<b>120.829.558</b>	<b>↑ 7,60%</b>

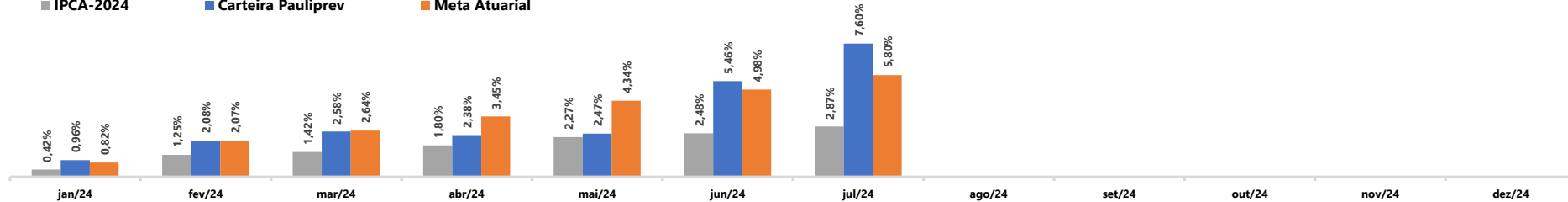
  

dez/23	SUBTIPO	jan/24	fev/24	mar/24	abr/24	mai/24	jun/24	jul/24	Δ 2024	Δ% 2023
1.187.037.600	RENTA FIXA	1.215.614.131	1.229.728.053	1.238.638.677	1.247.599.989	1.259.459.572	1.303.992.363	1.325.442.639	138.405.039	↑ 11,66%
402.822.300	RENTA VARIÁVEL	389.505.334	393.123.876	392.305.218	380.137.216	369.652.740	372.622.386	385.246.818	-17.575.481	↓ -4,36%
<b>1.589.859.899</b>	<b>TOTAL</b>	<b>1.605.119.465</b>	<b>1.622.851.929</b>	<b>1.630.943.895</b>	<b>1.627.737.205</b>	<b>1.629.112.312</b>	<b>1.676.614.749</b>	<b>1.710.689.457</b>	<b>120.829.558</b>	<b>↑ 7,60%</b>

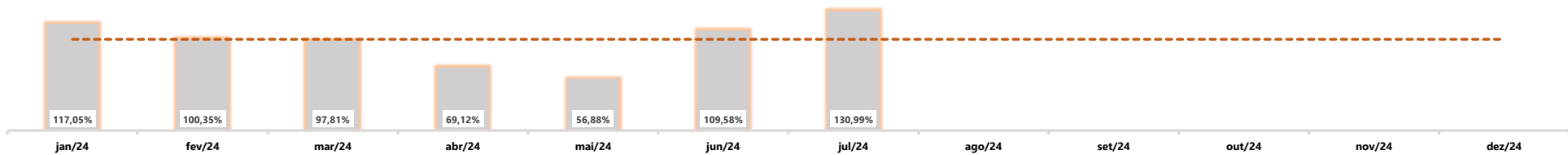
  

dez/23	SUBTIPO	jan/24	fev/24	mar/24	abr/24	mai/24	jun/24	jul/24	Δ 2024	Δ% 2023
336.596.667	RENTA FIXA	358.740.679	381.512.868	382.850.584	386.080.635	393.980.153	253.617.060	265.628.347	-70.968.320	↓ -21,08%
821.247.199	TÍTULOS PÚBLICOS	829.590.335	820.982.197	829.091.867	834.999.346	839.054.522	1.024.005.667	1.033.579.946	212.332.747	↑ 25,85%
310.254.290	AÇÕES	297.866.142	302.328.087	301.531.084	289.399.784	279.358.213	282.861.581	295.773.052	-14.481.238	↓ -4,67%
29.193.734	CRÉDITO PRIVADO	27.283.118	27.232.988	26.696.226	26.520.008	26.424.896	26.369.636	26.234.346	-2.959.388	↓ -10,14%
39.660.155	FIP	39.651.004	38.823.961	38.818.314	38.812.526	38.805.847	38.799.890	38.586.854	-1.073.301	↓ -2,71%
28.469.808	MULTIMERCADO	28.431.065	28.414.595	28.395.902	28.378.384	28.359.282	28.348.587	28.316.507	-153.301	↓ -0,54%
24.438.047	IMOBILIÁRIO	23.557.123	23.557.233	23.559.919	23.546.522	23.129.399	22.612.328	22.570.405	-1.867.642	↓ -7,64%
<b>1.589.859.899</b>	<b>TOTAL</b>	<b>1.605.119.465</b>	<b>1.622.851.929</b>	<b>1.630.943.895</b>	<b>1.627.737.205</b>	<b>1.629.112.312</b>	<b>1.676.614.749</b>	<b>1.710.689.457</b>	<b>120.829.558</b>	<b>↑ 7,60%</b>

■ IPCA-2024    ■ Carteira Pauliprev    ■ Meta Atuarial



■ % Meta Atingida    - - - 100% Meta Atuarial



COMITÊ DE INVESTIMENTOS

COMITÊ DE INVESTIMENTOS

COMITÊ DE INVESTIMENTOS

COMITÊ DE INVESTIMENTOS

COMITÊ DE INVESTIMENTOS

COMITÊ DE INVESTIMENTOS

COMITÊ DE INVESTIMENTOS