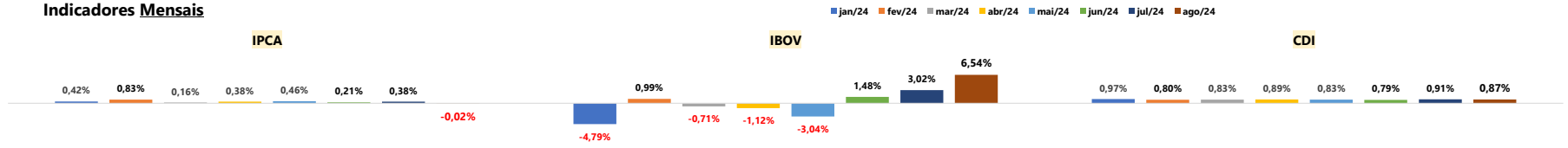




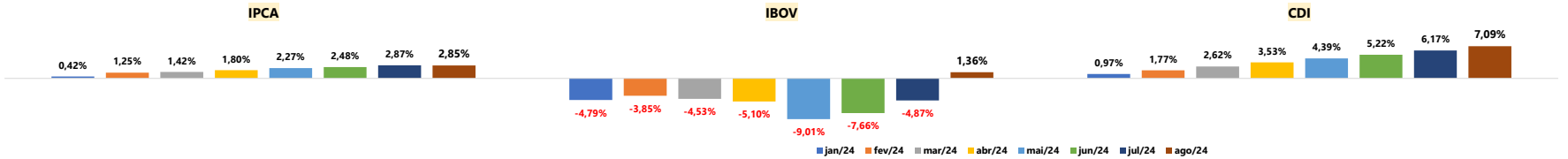
RELATÓRIO FOCUS PAULIPREV - 2024

	LÍQUIDOS	RENTAB. LÍQUIDOS (1)	Δ% LÍQUIDOS	ILÍQUIDOS	Δ ILÍQUIDOS (2)	PDD (3)	APORTE (4)	TOTAL (1+2+3+4)	TOTAL CARTEIRA	% Mensal	2024	IPCA + 4,93% (Meta Atuarial)	% Meta
dez/23	R\$ 1.441.544.124,50			R\$ 148.315.774,70					R\$ 1.589.859.899,20				
jan/24	R\$ 1.462.229.273,35	R\$ -1.156.166,90	-0,08%	R\$ 142.890.191,57	R\$ -152.051,14	R\$ -2.547.844,62	R\$ 19.115.628,38	R\$ 15.259.565,72	R\$ 1.605.119.464,92	0,96%	0,96%	0,82%	117,05%
fev/24	R\$ 1.480.524.243,34	R\$ 19.012.051,75	1,30%	R\$ 142.327.686,18	R\$ 263.050,42	R\$ -822.732,67	R\$ -719.905,90	R\$ 17.732.463,60	R\$ 1.622.851.928,52	1,10%	2,08%	2,07%	100,35%
mar/24	R\$ 1.492.408.501,40	R\$ 10.091.092,85	0,68%	R\$ 138.535.393,27	R\$ 245.448,92	R\$ -3.746.284,57	R\$ 1.501.708,95	R\$ 8.091.966,15	R\$ 1.630.943.894,67	0,50%	2,58%	2,64%	97,81%
abr/24	R\$ 1.491.929.453,45	R\$ -4.744.412,53	-0,32%	R\$ 135.807.751,91	R\$ -233.856,86	-	R\$ 1.771.580,08	R\$ -3.206.689,31	R\$ 1.627.737.205,36	-0,20%	2,38%	3,45%	69,12%
mai/24	R\$ 1.493.802.298,13	R\$ -2.958.307,38	-0,20%	R\$ 135.310.013,80	R\$ -46.402,41	-	R\$ 4.379.816,36	R\$ 1.375.106,57	R\$ 1.629.112.311,93	0,08%	2,47%	4,34%	56,88%
jun/24	R\$ 1.541.863.658,18	R\$ 11.396.254,10	0,76%	R\$ 134.751.090,92	R\$ -525.082,83	-	R\$ 36.631.265,90	R\$ 47.502.437,17	R\$ 1.676.614.749,10	2,92%	5,46%	4,98%	109,58%
jul/24	R\$ 1.576.298.231,18	R\$ 24.969.889,32	1,62%	R\$ 134.391.225,94	R\$ -276.509,87	-	R\$ 9.381.328,57	R\$ 34.074.708,02	R\$ 1.710.689.457,12	2,03%	7,60%	5,80%	130,99%
ago/24	R\$ 1.610.183.416,13	R\$ 24.419.904,66	1,55%	R\$ 133.433.579,92	R\$ -627.448,30	-	R\$ 9.135.082,57	R\$ 32.927.538,93	R\$ 1.743.616.996,05	1,92%	9,67%	6,21%	155,83%
TOTAL	R\$ 1.610.183.416,13	R\$ 81.030.305,87	11,70%	R\$ 133.433.579,92	R\$ -1.352.852,07	R\$ -7.116.861,86	R\$ 81.196.504,91	R\$ 153.757.096,85	R\$ 1.743.616.996,05	9,67%			155,83%

Indicadores Mensais



Indicadores Acumulado 2024

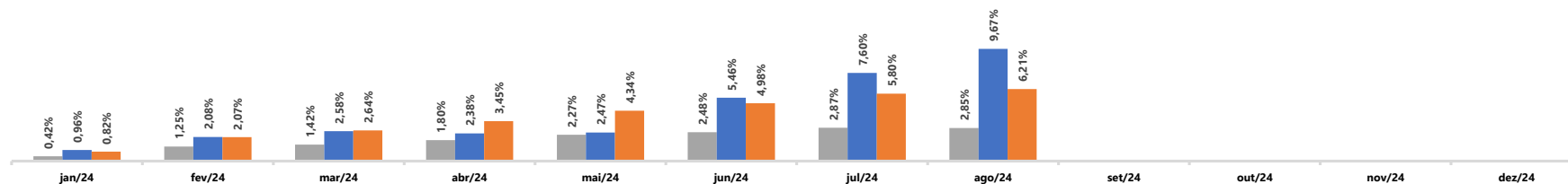


Segmento (em milhões)

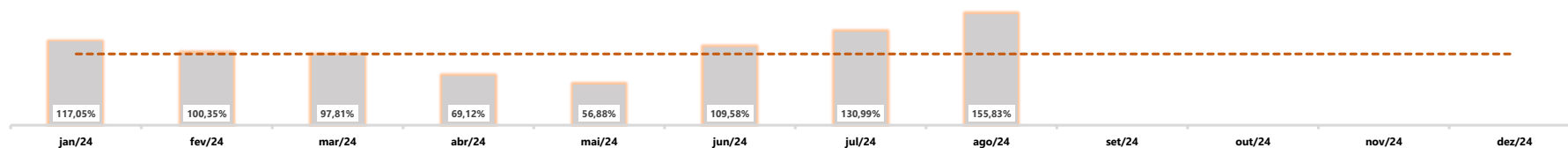


PATRIMÔNIO QUALITATIVO											
dez/23	LIQUIDEZ	jan/24	fev/24	mar/24	abr/24	mai/24	jun/24	jul/24	ago/24	Δ 2024	Δ% 2023
1.441.544.125	LIQUIDOS	1.462.229.273	1.480.524.243	1.492.408.501	1.491.929.453	1.493.802.298	1.541.863.658	1.576.298.231	1.610.183.416	168.639.292	↑ 11,70%
148.315.775	ILÍQUIDOS	142.890.192	142.327.685	138.535.393	135.807.752	135.310.014	134.751.091	134.391.226	133.433.580	-14.882.195	↓ -10,03%
<b>1.589.859.899</b>	<b>TOTAL</b>	<b>1.605.119.465</b>	<b>1.622.851.929</b>	<b>1.630.943.895</b>	<b>1.627.737.205</b>	<b>1.629.112.312</b>	<b>1.676.614.749</b>	<b>1.710.689.457</b>	<b>1.743.616.996</b>	<b>153.757.097</b>	<b>↑ 9,67%</b>
dez/23	SUBTIPO	jan/24	fev/24	mar/24	abr/24	mai/24	jun/24	jul/24	ago/24	Δ 2024	Δ% 2023
1.187.037.600	RENDA FIXA	1.215.614.131	1.229.728.053	1.238.638.677	1.247.599.989	1.259.459.572	1.303.992.363	1.325.442.639	1.341.981.520	154.943.921	↑ 13,05%
402.822.300	RENDA VARIÁVEL	389.505.334	393.123.876	392.305.218	380.137.216	369.652.740	372.622.386	385.246.818	401.635.476	-1.186.824	→ -0,29%
<b>1.589.859.899</b>	<b>TOTAL</b>	<b>1.605.119.465</b>	<b>1.622.851.929</b>	<b>1.630.943.895</b>	<b>1.627.737.205</b>	<b>1.629.112.312</b>	<b>1.676.614.749</b>	<b>1.710.689.457</b>	<b>1.743.616.996</b>	<b>153.757.097</b>	<b>↑ 9,67%</b>
dez/23	SUBTIPO	jan/24	fev/24	mar/24	abr/24	mai/24	jun/24	jul/24	ago/24	Δ 2024	Δ% 2023
336.596.667	RENDA FIXA	358.740.679	381.512.868	382.850.584	386.080.635	393.980.153	253.617.060	265.628.347	299.716.402	-36.880.265	↓ -10,96%
821.247.199	TÍTULOS PÚBLICOS	829.590.335	820.982.197	829.091.867	834.999.346	839.054.522	1.024.005.667	1.033.579.946	1.016.409.754	195.162.555	↑ 23,76%
310.254.290	AÇÕES	297.866.142	302.328.087	301.531.084	289.399.784	279.358.213	282.861.581	295.773.052	312.193.224	1.938.934	→ 0,62%
29.193.734	CRÉDITO PRIVADO	27.283.118	27.232.988	26.696.226	26.520.008	26.424.896	26.369.636	26.234.346	25.855.365	-3.338.369	↓ -11,44%
39.660.155	FIP	39.651.004	38.823.961	38.818.314	38.812.526	38.805.847	38.799.890	38.586.854	38.590.029	-1.070.126	↓ -2,70%
28.469.808	MULTIMERCADO	28.431.065	28.414.595	28.395.902	28.378.384	28.359.282	28.348.587	28.316.507	28.270.232	-199.576	→ -0,70%
24.438.047	IMOBILIÁRIO	23.557.123	23.557.233	23.559.919	23.546.522	23.129.999	22.612.328	22.570.405	22.581.990	-1.856.057	↓ -7,59%
<b>1.589.859.899</b>	<b>TOTAL</b>	<b>1.605.119.465</b>	<b>1.622.851.929</b>	<b>1.630.943.895</b>	<b>1.627.737.205</b>	<b>1.629.112.312</b>	<b>1.676.614.749</b>	<b>1.710.689.457</b>	<b>1.743.616.996</b>	<b>153.757.097</b>	<b>↑ 9,67%</b>

■ IPCA ■ Carteira Pauliprev ■ Meta Atuarial IPCA+4,93%



■ % Meta Atingida ■ Meta Atuarial IPCA+4,93%



COMITÊ DE INVESTIMENTOS